



JODI-Gas Data Reporting System, Quality Assessment

By Mr. Majid Badihi , Computer System Analyst(Acting Head DISD)
and Mr. Mohamed Arafat , Databank Analyst

Joint Organisations Data Initiative (JODI)
11th Regional Training Workshop
23 – 25 March 2015, Vienna, Austria



- Background(Who is the GECF, GECF Vision and Mission, GECF role in gas market)
- GECF Data Reporting Mechanism
- GECF & IEF Collaboration
- Data validation techniques
- Consistency with other energy statistics
- Participation assessment (smiley face) approach
- Mapping GECF and JoDI-Gas Questionnaires
- Future Plans.



GECF

What is GECF - GECF Member and Observer Countries



MEMBERS

-  Algeria
-  Bolivia
-  Egypt
-  Equatorial Guinea
-  Iran
-  Libya
-  Nigeria
-  Qatar
-  Russia
-  Trinidad and Tobago
-  United Arab Emirates
-  Venezuela

OBSERVERS:

-  Iraq
-  Kazakhstan
-  The Netherlands
-  Norway
-  Oman
-  Peru

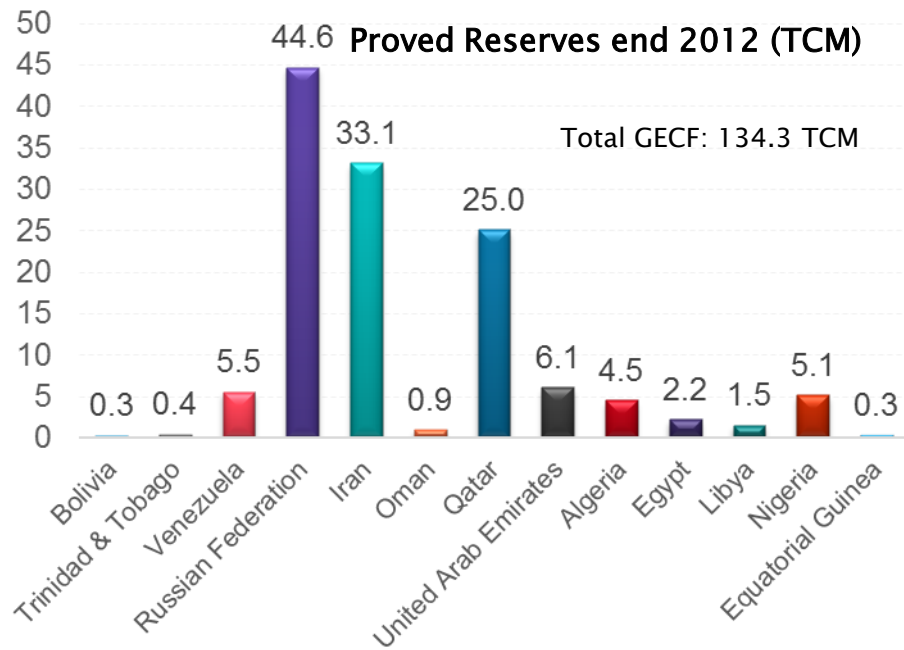
Vision

- To become an authentic platform for Gas activities
- A Credible reference in gas studies and debate
- A center for exchange of data and information on gas
- A center for policy debate on gas and energy
- A center for exchange of experience on Gas

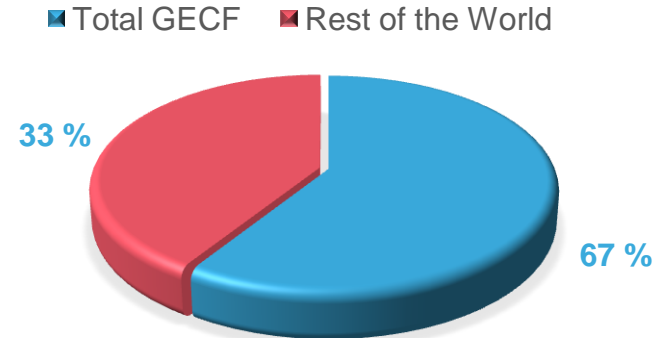
Mission

- To promote the use of Gas as a clean fuel and contribute to the clean environment and sustainable development;
- To increase the market share of Gas in the global energy mix;
- To contribute to the stability of the global gas market;
- To exchange data, information and experience among member countries;
- To be vigilant of the market developments on Demand, supply, prices and trades, to get a fair deal for member countries;
- To develop Dialogue with all stakeholders, including other producers and consumers.

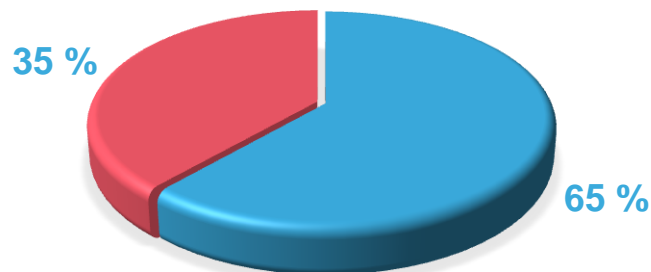
The strategic Role of the GECF in the Gas Market



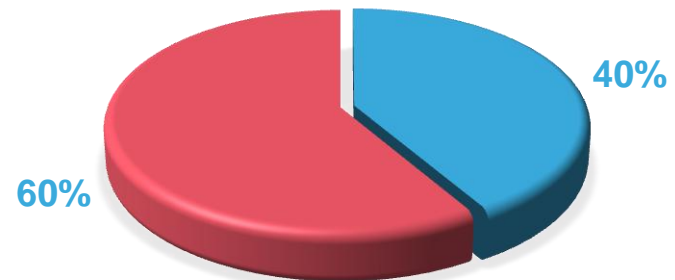
Gas Reserves



LNG Trade



Pipeline Trade



Source: Cedigaz 2013



- Promote exchange of Data and enhance close coordination with GECF Member and Observer Countries.
- Define the reference framework to regulate the collection of Data, its consolidation and analysis.
- Identify a network of National Coordinators/Focal points for Data exchange with the GECF Secretariat.
- Define and clarify the role and responsibilities of the key players in the GECF reporting process.
- Formalize and standardize the concepts and procedures of dialogue and exchange of Data between the GECF Secretariat and the GECF Member and Observer Countries.
- Identify and approve Data categories to be exchanged between the GECF Secretariat and the GECF Member and Observer Countries.



GECF reporting procedure, scope of the Procedure

GECF

Process

- **Data collection:** source identification (MCs OCs, Secondary Sources), Data assessment, validation and analysis.
- **Data processing:** storing Data into Databases to be defined, organized, updated and maintained continually.
- **Data dissemination:** GECF in-house studies, inputs for models, reports & publications, requests of MCs & OCs, meetings & conferences...

Key players

- **GECF Member and Observer Countries (MCs, OCs):**
EB MCs, Representative OCs, National Coordinators and Focal points.
- **The GECF Secretariat:**
Staff and Analysts.

Tools

- Monthly Questionnaire;
- Annual Questionnaire;
- Official request from the GECF Secretariat.

Data communication instructions

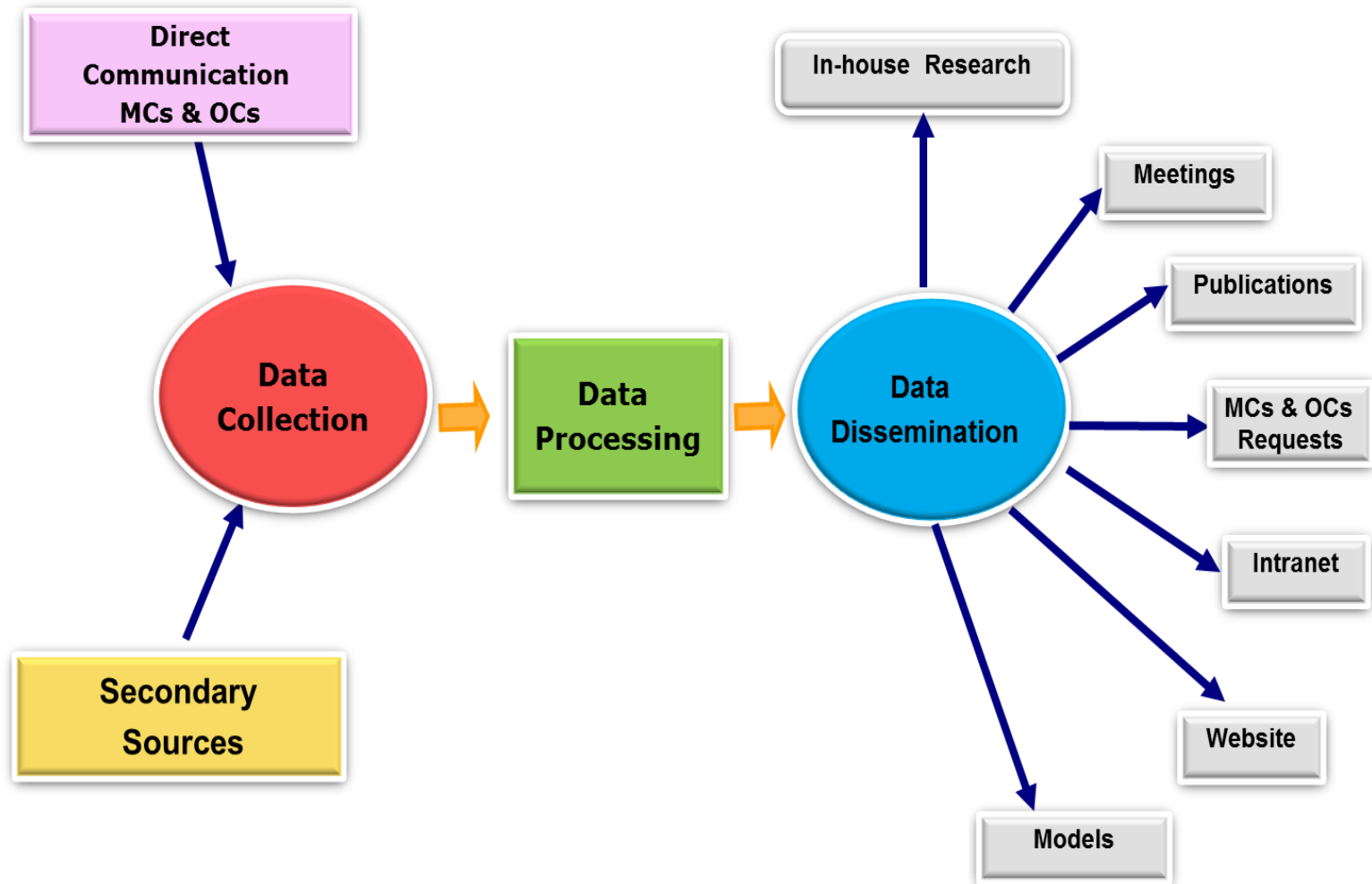
- **Data categories:** Upstream, Transportation, Downstream, Trade and Macro economic indicators,....
- **Timeline:** Data for month (N-2) at the latest on 21st day of month (N)
Data of year (N-1) at the latest in September of year (N)
- **Mean:** Email or Data Exchange Center

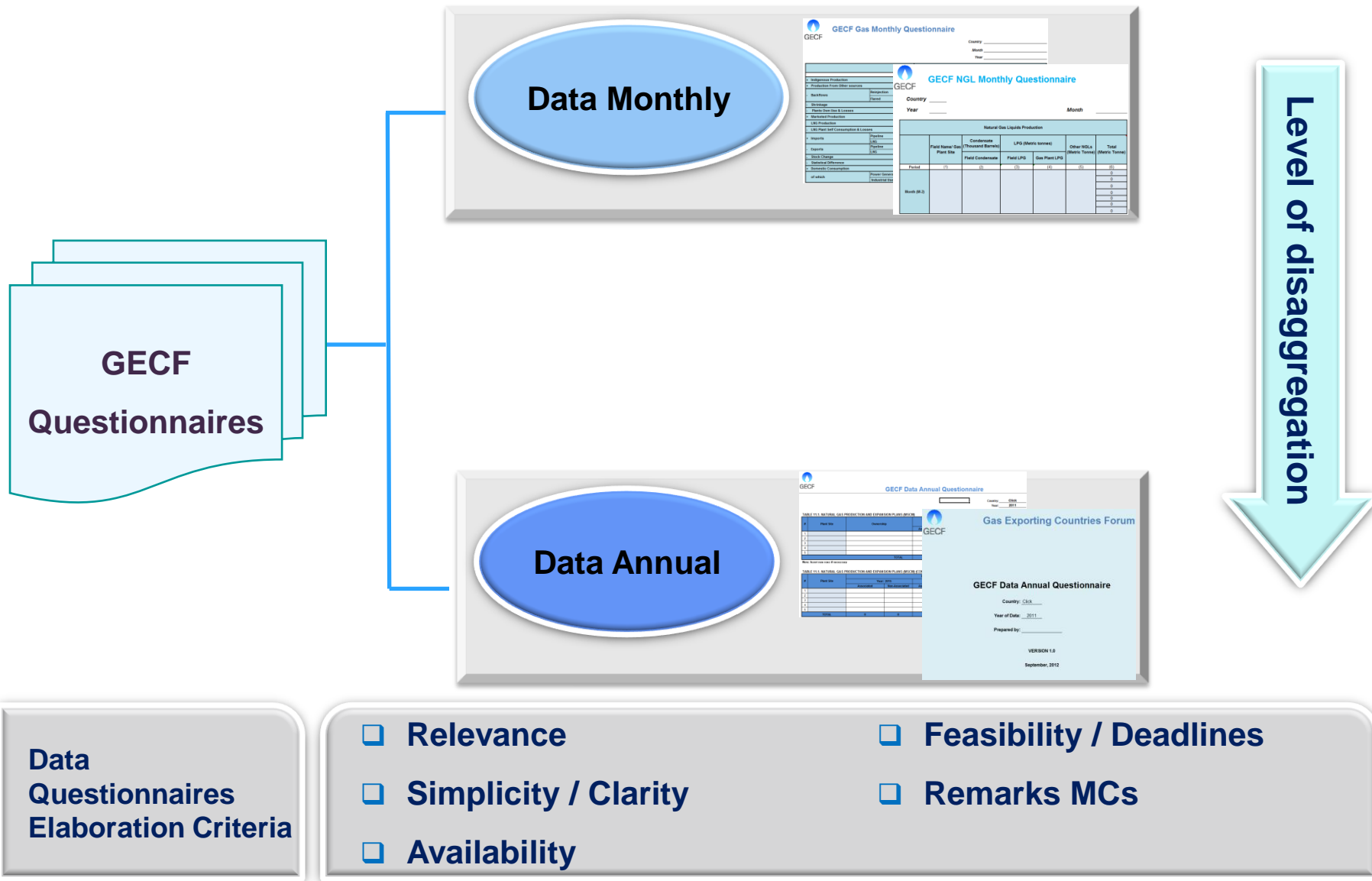
Outcomes

- GECF reporting mechanism;
- GECF views on Gas Market development & outlook, Energy and Gas Market studies;
- Contribute in the achievement of the objectives of the GECF, Database.

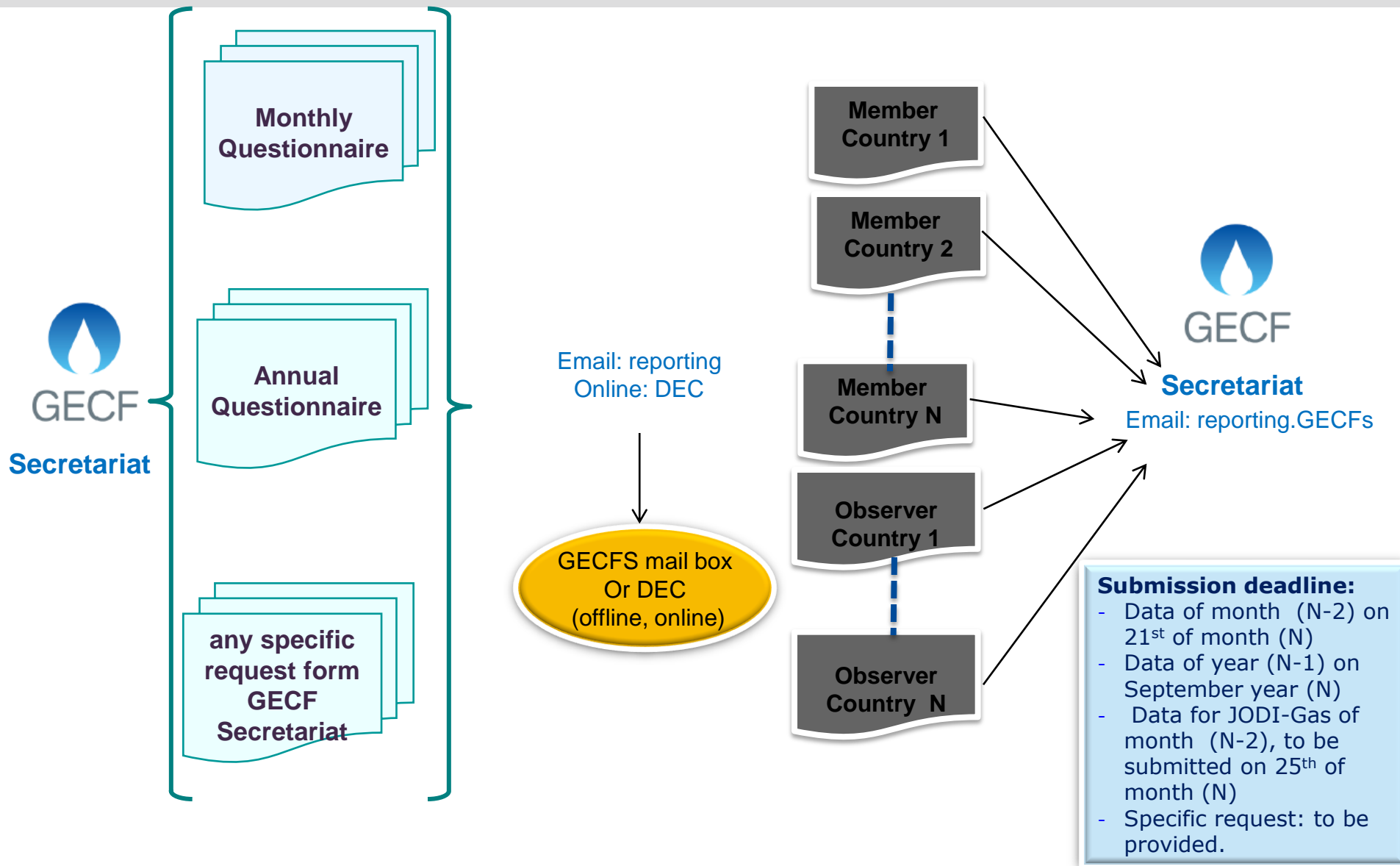
GECF Reporting mechanism process

Management of Data in the GECF is shown in the below flow chart





GECF reporting procedure: Data communication instructions



2010

- GECF participated in the 12th IEF Ministerial meeting in Cancun, Dec. 2009
- GECF participated in 1st Data Transparency Conference in Moscow, Oct. 2010
- IEF brief GECF on JODI – Gas during a meeting in Riyadh, Nov, 2010
- GECF participated in 2nd IEF - IGU Ministerial Gas Forum in Doha, Nov, 2010.

2011

- MOU between GECF & IEF signed in Riyadh, Feb. 2011
- GECF participated in IEF Extraordinary Ministerial meeting, Riyadh, Feb 2011.

2012

- Meeting between GECF and IEF in Kuwait at 5th IEBF & JODI partners meeting, March 2012
- GECF participated in 2nd Gas Data Transparency Conference in Doha, May 2012
- GECF participated in the Second IEA-IEF-OPEC symposium on Energy Outlooks, Riyadh, Jan. 2012

2013

- GECF & IEF Secretariats proposed holding Gas transparency workshop in Doha (not achieved)
- GECF & IEF Secretariats hold a meeting in Doha, April 2013.
- GECF Secretariat participate (Conference Call) to JODI Inter-Secretariat Meeting/Luxembourg October 4th, 2013.

2014

- GECF Participated in IEA-IEF-OPEC 4th symposium on Energy Outlook, Riyadh, Jan 2014.
- **GECF & IEF hold meeting on JODI Gas and GECF-IEF Collaboration, Riyadh, Jan. 2014**
- **GECF participated in JODI Gas Training, Baku Feb. 2014**
- **GECF participated in Inter-Secretariat meeting for JODI-Gas, Tokyo March 2014.**
- **GECF-IEF hold a meeting on JODI Gas Database assessment, April 23rd, 2014.**
- **GECF-IEF Joint Workshop on JODI Gas, April 2014**
- **GECF participated in JODI-Partners meeting and EF MM in Moscow, May 2014 & Launch of JODI-Gas & Inter-secretariats meetings**
- **GECF host the 10th JODI Oil&Gas training**

GECF: new JODI membership

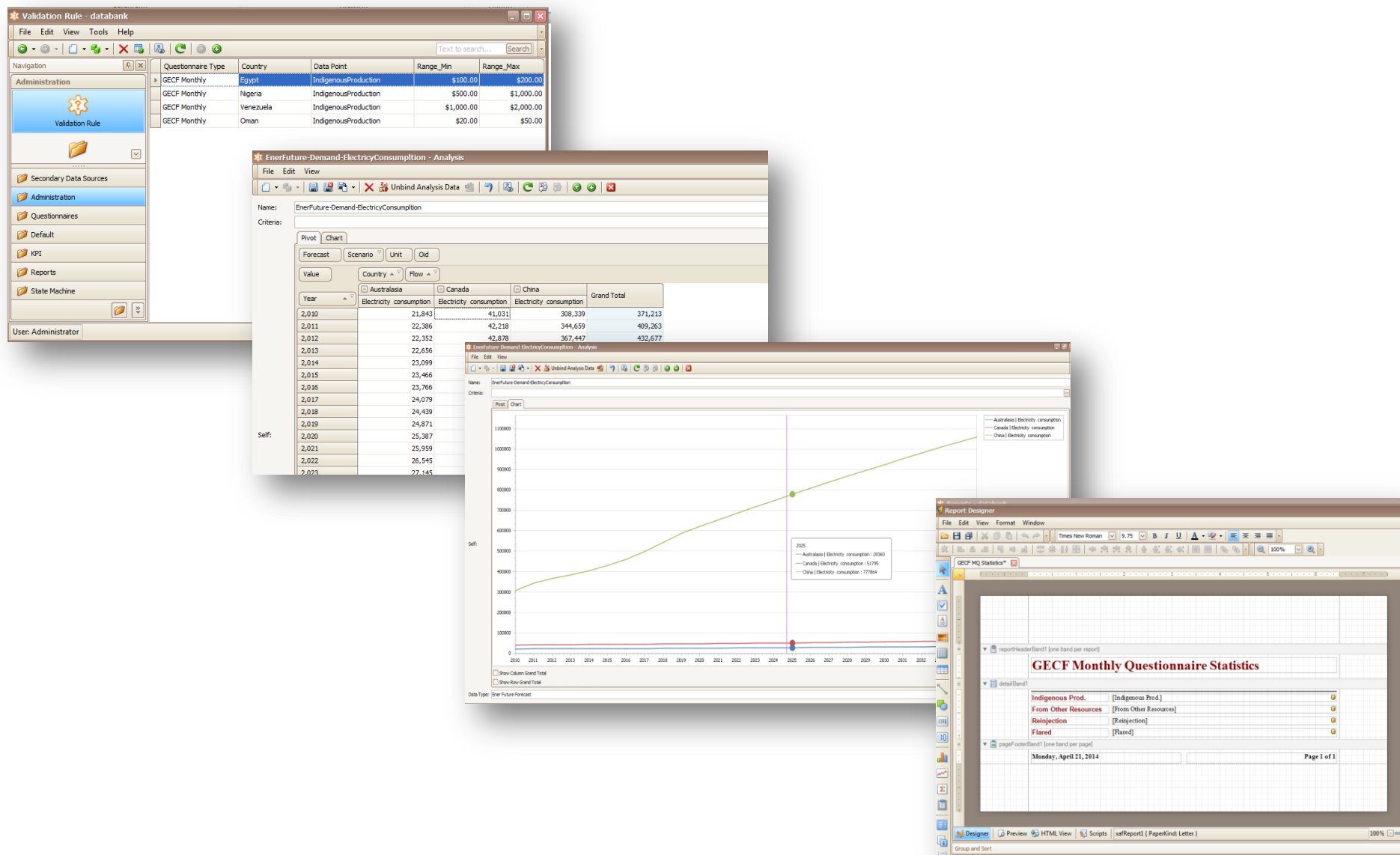
Coordination by GECF Secretariat for GECFCountries



Solid commitment and coordination are necessary at every stage to ensure JODI's continued success

- GECF participation in the JoDI-Gas Data initiative is being managed as part of the organization's **integrated Data Management Process**.
- **GECF Integrated Data Bank Platform**: Data Exchange Center (DEC), Daily News Brief Web and Mobile App, Energy databases / data sets, and other modules.
- **Data Exchange Center (DEC)** is the collaboration and communication database for GECF member countries' monthly and annual questionnaires.
- **Data Transparency**: all MCs have read access to data of other countries.
- Future plans to expand the Databank Platform.
- GECF Databank is being **developed in-house** by DISD staff.

Launch of GECF Data Exchange Center with GECF Countries for MQ & AQ

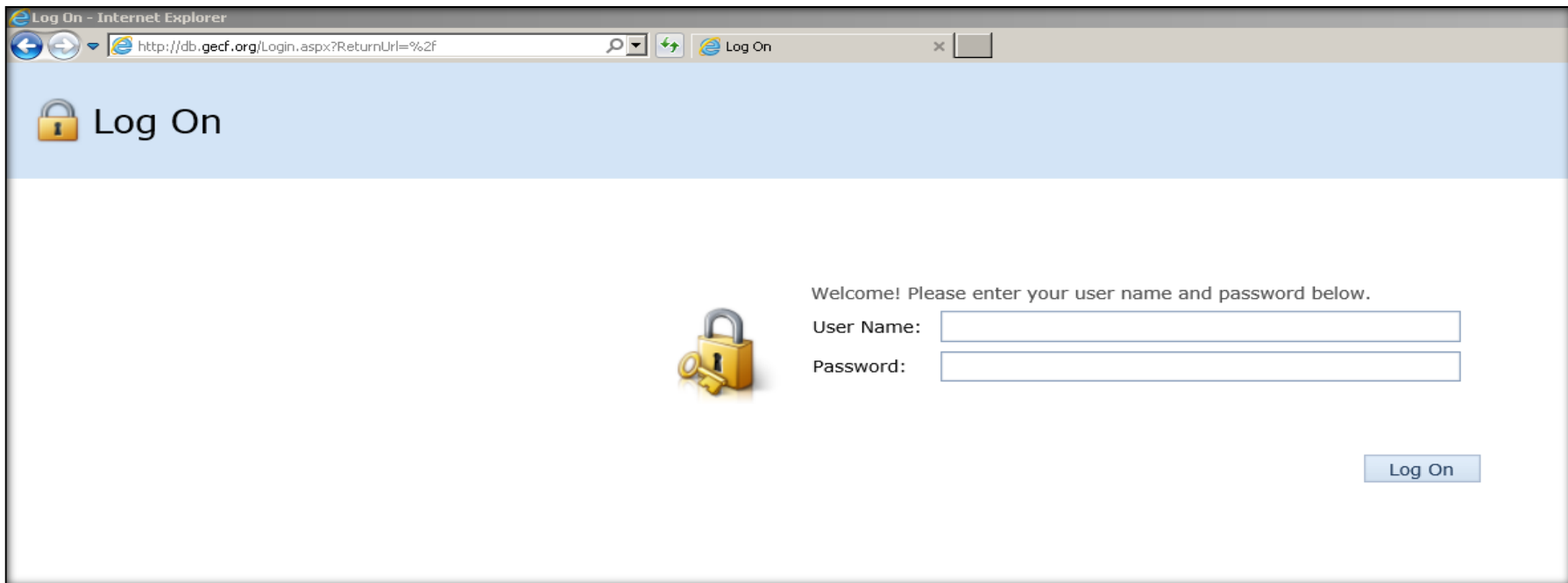


Short and medium term plans

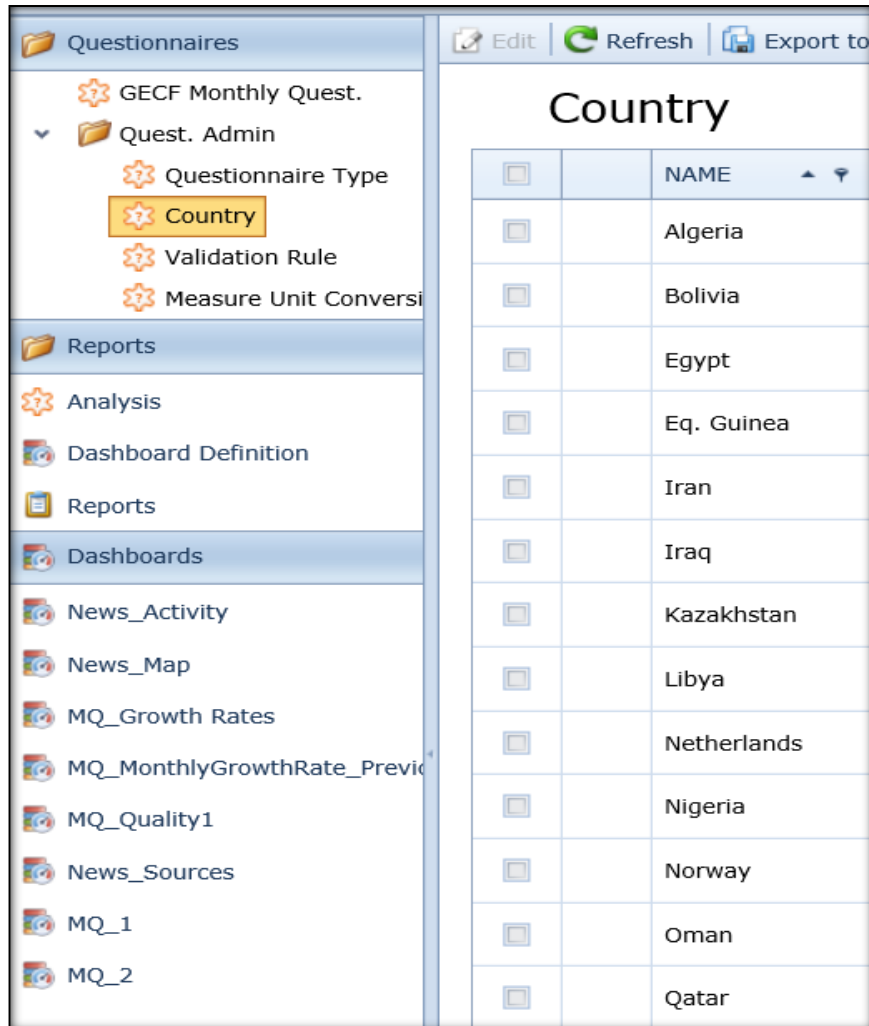
- **Timely submission of JODI-Gas questionnaire to IEF;**
- **Continues communication with focal points of member countries to solve data submission issues.;**
- **Expand DEC System to cover all Concepts of Data Quality checks;**
- **Elaborate monthly, quarterly and annual statistical reports;**
- **Evaluation of the possibility to report on M -1**
- **Develop consolidated statistical databases accessible partly through Intranet;**
- **Analyze best practices and the path taken by other international organizations for continuous improvement of GECF Secretariat reporting mechanism.**

Web-based GECF Databank Platform

- **Data Exchange Center (DEC)** is the collaboration and communication database for GECF member countries' monthly and annual questionnaires.
- Web and Windows Desktop interfaces.
- Security System

A screenshot of a web browser window titled 'Log On - Internet Explorer'. The address bar shows the URL 'http://db.gecf.org/Login.aspx?ReturnUrl=%2f'. The page has a light blue header with a padlock icon and the text 'Log On'. Below the header, there is a large white area. On the left side of this area is a yellow padlock icon with a key. To the right of the icon, the text 'Welcome! Please enter your user name and password below.' is displayed. Below this text are two input fields: 'User Name:' and 'Password:'. At the bottom right of the page, there is a blue button labeled 'Log On'.

- What a user can see or do depends on what role(s) he has.
- Roles: Focal point, Analyst, Administrator,



	NAME
<input type="checkbox"/>	Algeria
<input type="checkbox"/>	Bolivia
<input type="checkbox"/>	Egypt
<input type="checkbox"/>	Eq. Guinea
<input type="checkbox"/>	Iran
<input type="checkbox"/>	Iraq
<input type="checkbox"/>	Kazakhstan
<input type="checkbox"/>	Libya
<input type="checkbox"/>	Netherlands
<input type="checkbox"/>	Nigeria
<input type="checkbox"/>	Norway
<input type="checkbox"/>	Oman
<input type="checkbox"/>	Qatar



	NAME
<input type="checkbox"/>	Algeria
<input type="checkbox"/>	Bolivia
<input type="checkbox"/>	Egypt
<input type="checkbox"/>	Eq. Guinea
<input type="checkbox"/>	Iran
<input type="checkbox"/>	Iraq
<input type="checkbox"/>	Kazakhstan
<input type="checkbox"/>	Libya
<input type="checkbox"/>	Netherlands
<input type="checkbox"/>	Nigeria
<input type="checkbox"/>	Norway
<input type="checkbox"/>	Oman
<input type="checkbox"/>	Qatar
<input type="checkbox"/>	Russia
<input type="checkbox"/>	Trinidad and

GECF Monthly Questionnaire in DEC

Unified GECF monthly questionnaire and related products and flows definitions are in place.

New
Validate
Refresh
Clear Fields

Questionnaire - 1/1/2015 12:00:00 AM
[Country](#) / [MQ Short](#) / 1/1/2015 12:00:00 AM
Save
Sa

Questionnaire

Questionnaire Type:	GECF Month	Planned Submission Date:		Time Lines
Country:	Bolivia	Actual Submission Date:		Completer
MQ Date:	1/1/2015	Approval Date:		Data Conf
Status Type:	Planned	Revised Date:		
Unit_NG:		Revised Approval Date:		
Unit_LNG:				

Questionnaire Details

Indigenous Prod :		Clarification:	
Associa		Clarification:	
Non-Associated:		Clarification:	
From Other Resources:		Clarification:	
Reinjection:		Clarification:	
Flared:		Clarification:	
Shrinkage:		Clarification:	

Indigenous Production: Refers to Indigenous gross production of associated and non associated natural gas wet or dry (including shale gas) : Report all production within national boundaries including off-shore or on-shore excluding from Other sources.

A Focal Point can browse, group , search , filter , sort monthly questionnaire data of all GECF countries.

New	Edit	Refresh	View	MQ Short	Export to	Filter	Approved Questionnaires
-----	------	---------	------	----------	-----------	--------	-------------------------

MQ Short

[Country](#) / MQ Short

Country	
---------	--

	MQ Date	Indigenous Prod.	Reinjection	Flared	Shrinkage	Market Production	Imports Pipeline	Import LNG	Export Pipeline	Export LNG
Country: Bolivia (Count=15)										
Country: Egypt (Count=13)										
Country: Iran (Count=4)										
<input type="checkbox"/>	Sep 2014	18,437.40	2,743.20	894.00		14,676.90	298.80	0.00	727.20	0.00
<input type="checkbox"/>	Aug 2014	20,641.35	2,971.97	988.59		16,545.63	272.18	0.00	653.00	0.00
<input type="checkbox"/>	Jul 2014	20,283.61	3,061.87	908.92		16,177.35	323.80	0.00	757.95	0.00
<input type="checkbox"/>	Jun 2014	19,481.70	3,436.80	826.50		15,097.20	493.80	0.00	790.80	0.00
Country: Libya (Count=12)										
Country: Oman (Count=12)										
Country: Trinidad and Tobago (Count=4)										
Country: Venezuela (Count=11)										

Page 1 of 1 (11 items)
1

DEC data Accessibility: Simple and Advanced Filter

Filter by one or more columns

MQ Short

Country / MQ Short

Drag a column header here to group by that column

	MQ Date	Country	Indigenous Prod.	Reinjection	Flare
	Jan 2015	Bolivia			
	Dec 2014	Bolivia			
	Nov 2014	Bolivia			
	Oct 2014	Bolivia			
	Sep 2014	Bolivia			
	Aug 2014	Bolivia			
	Jul 2014	Bolivia			
	Jun 2014	Bolivia	1,879,574,792.00		17,58
	May 2014	Bolivia	1,956,979,799.84	0.00	17,05

Filter dropdown for Country:

- (All)
- (Blanks)
- (Non blanks)
- Bolivia
- Egypt
- Iran
- Libya
- Oman**
- Trinidad and Tobago
- Venezuela

Build a complex query with several conditions

MQ Short

Country / MQ Short

Drag a column header here to group by that column

	MQ Date	Country	Indigenous Prod.	Reinjection	Flared	Shrin
	Jan 2015	Bolivia	1,860.46		15.29	
	Dec 2014	Bolivia				
	Nov 2014	Bolivia				
	Oct 2014	Bolivia				
	Sep 2014	Bolivia				
	Aug 2014	Bolivia				
	Jul 2014	Bolivia				
	Jun 2014	Bolivia				


Filter Builder





And

- Country Is any of (Oman, Egypt, Bolivia)
- MQ Date Is greater than or equal to Jan 2014
- Status Type Equals Approved

OK Cancel









































Export data into different file formats including **Excel**.

Quick create 

New  Delete  Edit  Refresh View MQ Short  Export to Filter Approved Questionnaires

MQ Short
Country / MQ_2 / MQ_1 / MQ Short


Drag a column header here to group by that column

		Country	MQ Date	Indigenous Prod.	Reinjection	Flared	Plan Own Use and Loss	Market Production	Imports Pipeline	Import LNG	Export Pipeline	Export LNG	Stock Change	Statistical Difference	Domestic Consumption (Calculated)	Domestic Consumption (Observed)	Quest Type
		Bolivia	Jan 2015	1,860.46		15.29					1,497.85				0.00	304.15	GECF
		Bolivia	Dec 2014	1,838.00		13.24					1,451.27				0.00	327.36	GECF
		Oman	Dec 2014	2,974.72	231.18	131.68	275.94	2,335.93	176.61			772,171.00			0.00		GECF
		Venezuela	Nov 2014	6,232.00	2,260.00	1,152.00		2,820.00	90.00					-107.00	0.00	1,974.00	GECF
		Bolivia	Nov 2014	1,735.00		12.65	25.77	1,680.97			1,352.14				0.00	326.46	GECF
		Oman	Nov 2014	2,901.47	228.45	95.32	302.42	2,275.27	171.14			765,562.00			0.00		GECF
		Venezuela	Oct 2014	6,495.00	2,211.00	1,297.00	901.00	1,943.00	52.00					59.00	0.00	1,935.00	GECF
		Bolivia	Oct 2014	1,882.00		15.01	27.85	1,822.85			1,480.99				0.00	335.06	GECF
		Oman	Oct 2014	3,128.85	261.55	120.42	294.01	2,452.88	176.60			649,549.00			0.00		GECF
		Venezuela	Sep 2014	6,253.00	2,200.00	1,264.00	831.00	1,820.00	67.00					-20.00	0.00	1,908.00	GECF
		Oman	Sep 2014	3,047.08	260.96	151.23	301.78	2,333.11	168.91			644,637.00			0.00		GECF
		Iran	Sep 2014	18,437.40	2,743.20	894.00	123.30	14,676.90	298.80	0.00	727.20	0.00	-1.00		0.00	13,266.00	GECF
		Bolivia	Sep 2014	1,855.01		18.55	26.91	1,792.97			1,453.10				0.00	334.48	GECF
		Iran	Aug 2014	20,641.35	2,971.97	988.59	135.16	16,545.63	272.18	0.00	653.00	0.00	0.80		0.00	14,849.00	GECF
		Oman	Aug 2014	3,213.19	238.20	147.61	310.82	2,516.56	176.04			638,491.00			0.00		GECF
		Venezuela	Aug 2014	6,507.00	2,084.00	1,537.00	875.00	0.00	55.00					152.00	0.00	1,767.00	GECF
		Bolivia	Aug 2014	1,926.83		22.54	28.05	1,858.98			1,517.24				0.00	337.81	GECF
		Iran	Jul 2014	20,283.61	3,061.87	908.92	135.47	16,177.35	323.80	0.00	757.95	0.00	-1.74		0.00	14,401.05	GECF
		Oman	Jul 2014	3,222.80	251.81	141.59	324.99	2,504.41	175.34			582,366.00			0.00		GECF
		Venezuela	Jul 2014	6,537.00	2,013.00	1,500.00	915.00	0.00	39.00					63.00	0.00	1,835.00	GECF

javascript;

Monthly Questionnaire: Excel and DEC

MC Focal Point can fill the monthly questionnaire template in Excel file or directly update the web-based Data Exchange Center (DEC).



Gas Monthly Questionnaire

Balance		Natural Gas	
		Amount	Metric Unit
Indigenous Production		4.47	Bcm
	Associated	0.33	Bcm
	Non-Associated	4.14	Bcm
Production From Other sources			Not Applicable
Backflows	Reinjection	0.14	Bcm
	Flared	0.06	Bcm
Shrinkage		0.05	Bcm
Plants Own Use & Losses		0.18	Bcm
Marketed Production		4.04	Bcm
LNG Production		0.02	Bcm
LNG Plant Self Consumption & Losses		0.00	Bcm
Imports	Pipeline		Not Applicable
	LNG		Not Applicable
Exports	Pipeline		Not Available
	LNG	0.00	Bcm
Stock Change		0.03	Bcm
Statistical Difference			Bcm
Domestic Consumption		4.01	Bcm
of which by sector	Power Generation	2.45	Bcm
	Heat Generation / Cooling		Not Applicable
	Industrial Use	0.94	Bcm
	Refineries	0.16	Bcm
	Petrochemicals	0.12	Bcm
Domestic Sector		0.17	Bcm

Questionnaire

[Country / MQ Short / Questionnaire](#)

Questionnaire

Questionnaire Type: GECF Monthly

Country: Bolivia

MQ Date: 12/1/2014

Status Type: Planned

Unit_NG:

Unit_LNG:

Planned Submission Date:

Actual Submission Date:

Approval Date:

Revised Date:

Revised Approval Date:

Time Liness:

Completeness:

Data Confidence:

Questionnaire Details

Indigenous Prod.:		Clarification:	
Associated:		Clarification:	
Non-Associated:		Clarification:	
From Other Resources:		Clarification:	
Reinjection:		Clarification:	
Flared:		Clarification:	
Shrinkage:		Clarification:	
Plants Own Use and Losses:		Clarification:	
Marketed Production:	0	Clarification:	
LNG Production:		Clarification:	
LNG Self Consumption:		Clarification:	
Imports Pipeline:		Clarification:	
Import LNG:		Clarification:	
Export Pipeline:		Clarification:	
Export LNG:		Clarification:	

Questionnaire

[Country](#) / [MQ Short](#) / Questionnaire

Questionnaire

Questionnaire Type:
 Planned Submission Date:
 Time Liness:

Country:
 Actual Submission Date:
 Completeness:

MQ Date:
 Approval Date:
 Data Confidence:

Status Type:
 Revised Date:

Unit_NG:
 Revised Approval D:

Unit_LNG:

Questionnaire Details

Indigenous Prod.: Clarification:

Associated: Clarification:

Non-Associated: Clarification:

From Other Resources: Clarification:

Reinjection: Clarification:

Flared: Clarification:

Shrinkage: Clarification:

Plants Own Use and Losses: Clarification:

Market Production: Clarification:

LNGProduction: Clarification:

LNGSelf Consumption: Clarification:

Imports Pipeline: Clarification:

Import LNG: Clarification:

Export Pipeline: Clarification:

Export LNG: Clarification:

Stock Change: Clarification:

Attached File:

Validation Rule

[Country](#) / [MQ Short](#) / Validation Rule

Country	Questionnaire Type	Data Point	Is Required?	From Date	To Date
Country: Algeria (Count=6)					
Country: Bolivia (Count=13)					
Questionnaire Type: GECF Monthly (Count=13)					
<input type="checkbox"/>		DomesticConsumptionHeatCooling	NA	1/1/2011	
<input type="checkbox"/>		ExportLNG	NA	1/1/2011	
<input type="checkbox"/>		ExportPipeline	Yes	1/1/2011	
<input type="checkbox"/>		FromOtherResources	NA	1/1/2011	
<input type="checkbox"/>		ImportLNG	NA	1/1/2011	
<input type="checkbox"/>		ImportsPipeline	NA	1/1/2011	
<input type="checkbox"/>		IndigenousProduction	Yes	1/1/2011	
<input type="checkbox"/>		IndustrialUse	Yes	1/1/2011	
<input type="checkbox"/>		MarketProduction	Yes	1/1/2011	
<input type="checkbox"/>		PlantsOwn	Yes	1/1/2011	
<input type="checkbox"/>		PowerGeneration	Yes	1/1/2011	
<input type="checkbox"/>		Reinjection	NA	1/1/2011	
<input type="checkbox"/>		Shrinkage	Yes	1/1/2011	
Country: Egypt (Count=10)					
Country: Eq. Guinea (Count=9)					
Country: Iran (Count=14)					
Country: Libya (Count=13)					

Page 1 of 2 (27 items)

Page size:

DEC Data Quality: Country Specific Data Entry Validation Rules

Problems were detected during data validation. Please read the information.

✖ 1/1/2015 12:00:00 AM
 - Combination of the following properties must be unique: Country, Q

⚠ 1/1/2015 12:00:00 AM
 - "Export Pipeline" must not be empty.
 - "Indigenous Prod." must not be empty.
 - "Industrial Use" must not be empty.
 - "Market Production" must be less than "IndigenousProduction".
 - "Power Generation" must not be empty.

Questionnaire

Questionnaire Type: **✖** GECF Mont Plan

Country: **✖** Bolivia Actu

MQ Date: **✖** 1/1/2015 Appr

Status Type: Planned Revi

Unit_NG: Revi

Unit_LNG:

Questionnaire Details

Indigenous Prod.: **⚠**

Associated:

Non-Associated:

From Other Resources:

Reinjection:

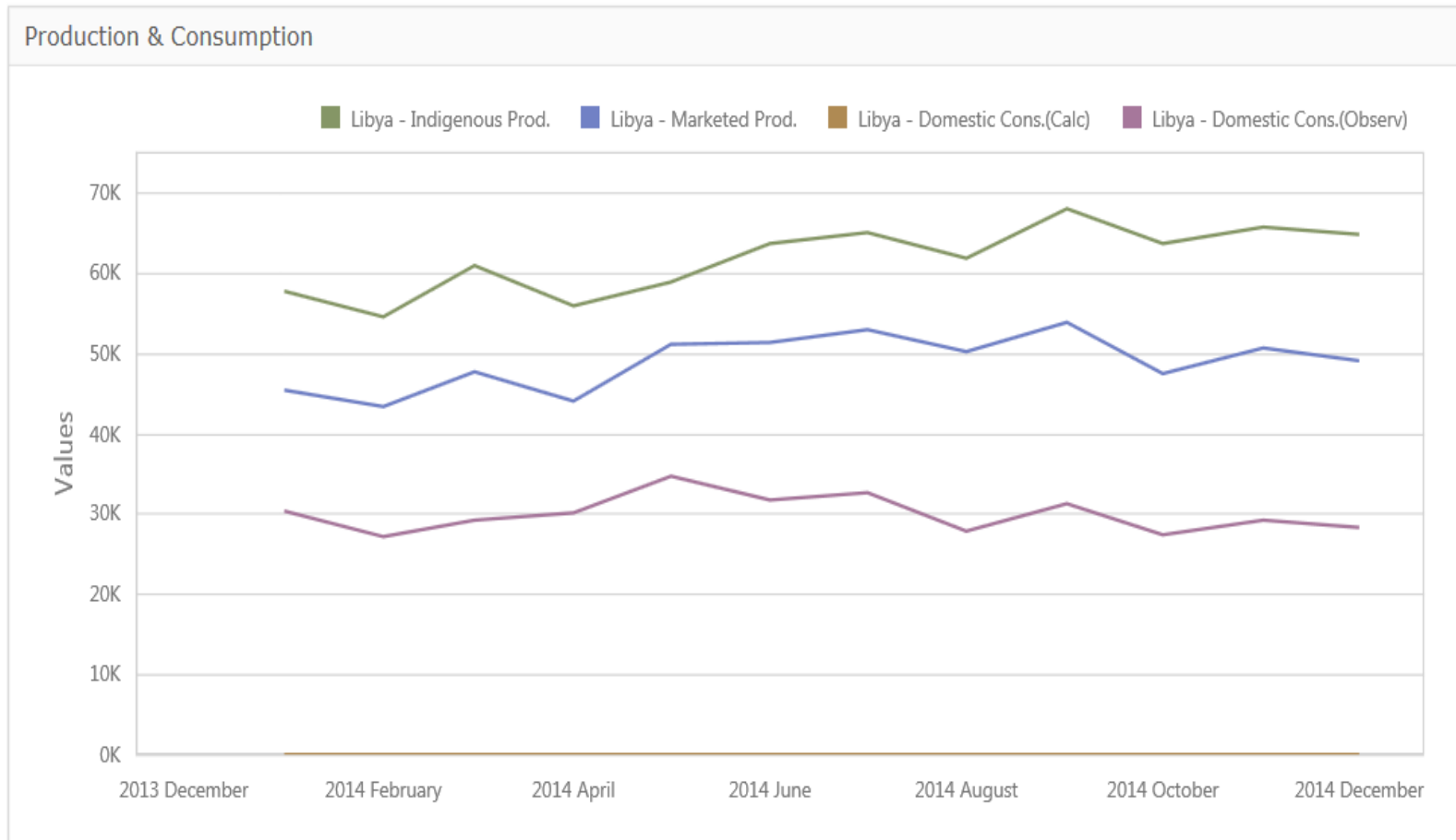
Flared:

Shrinkage:

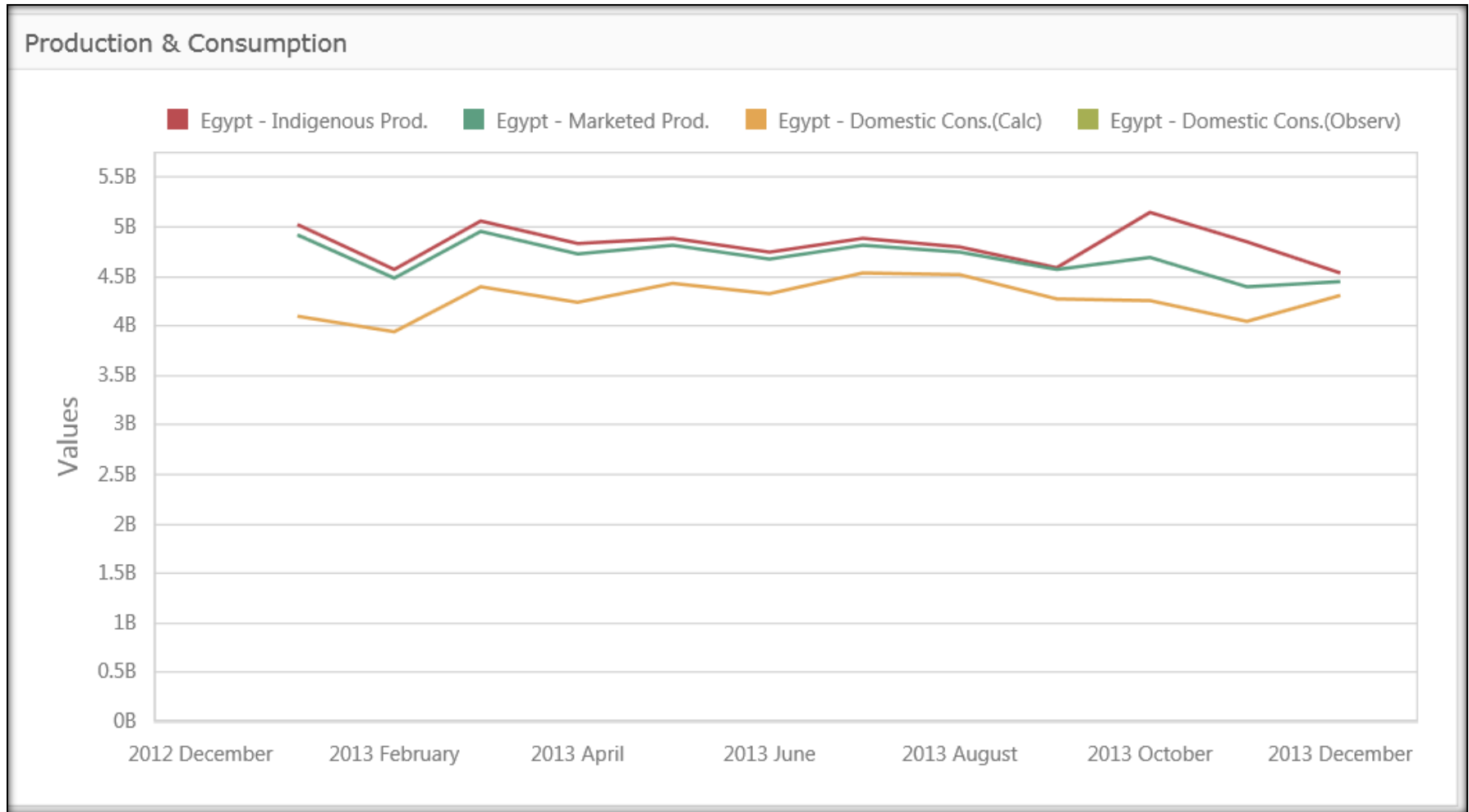
Plants Own Use and Losses:

Market Production: **⚠** 0

Data Quality Visual Check : Production and Consumption Time-Series

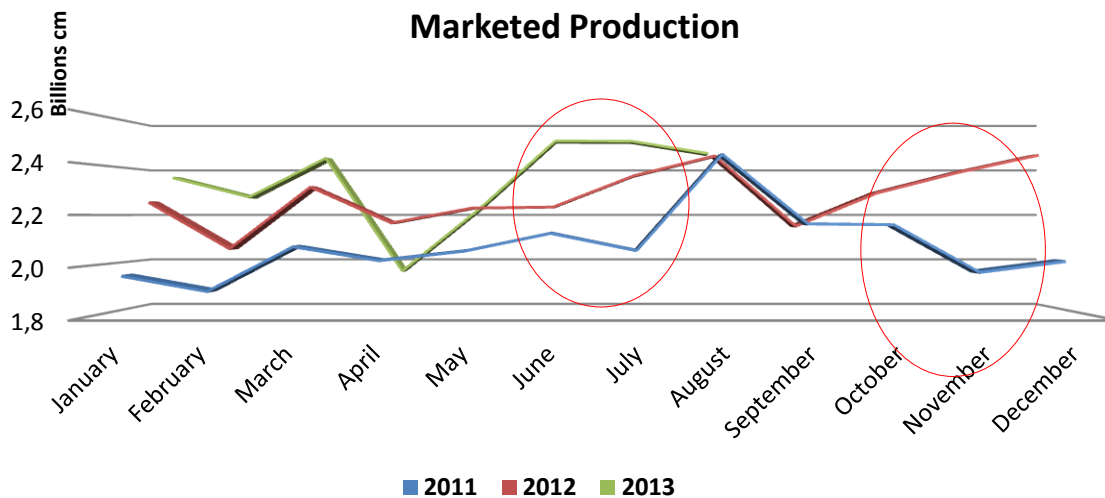
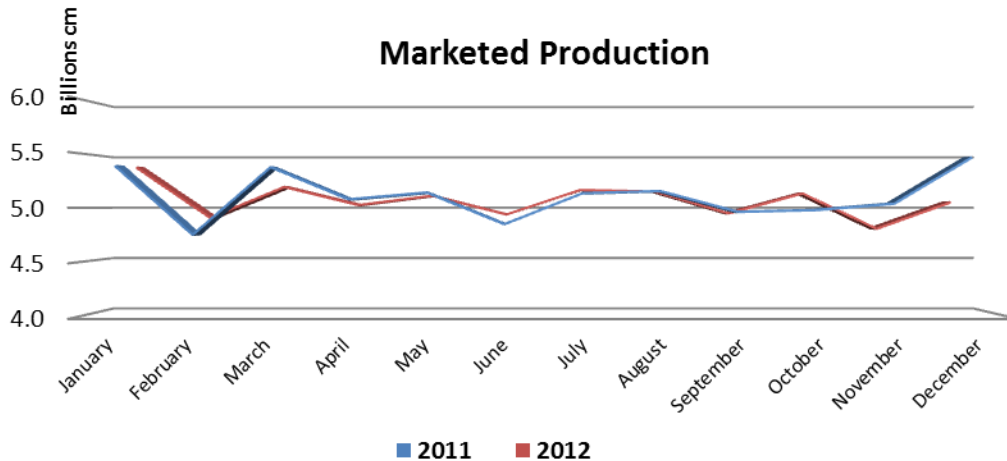


Data Quality Visual Check : Production and Consumption Time-Series

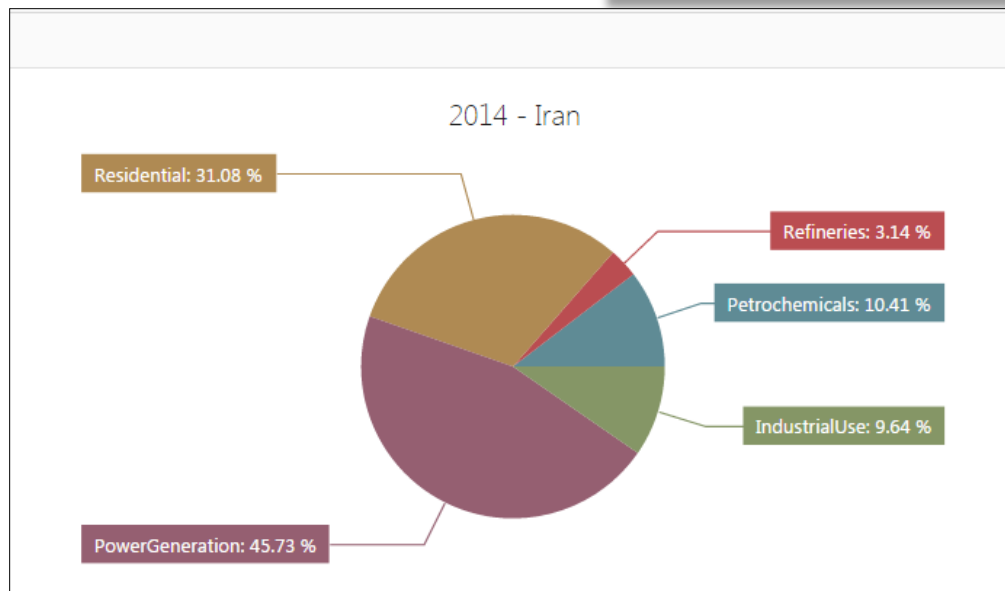
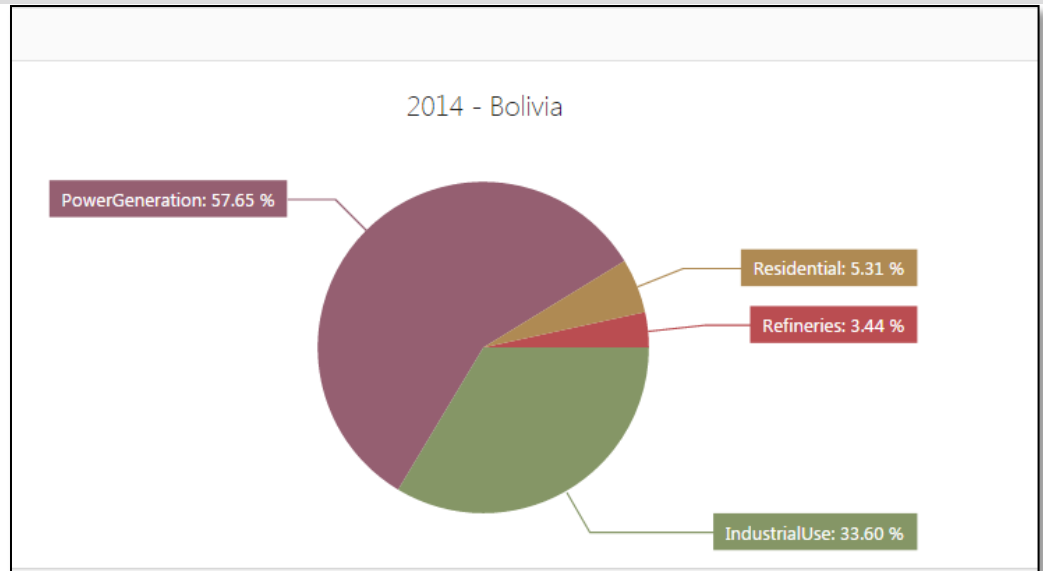


Visual check

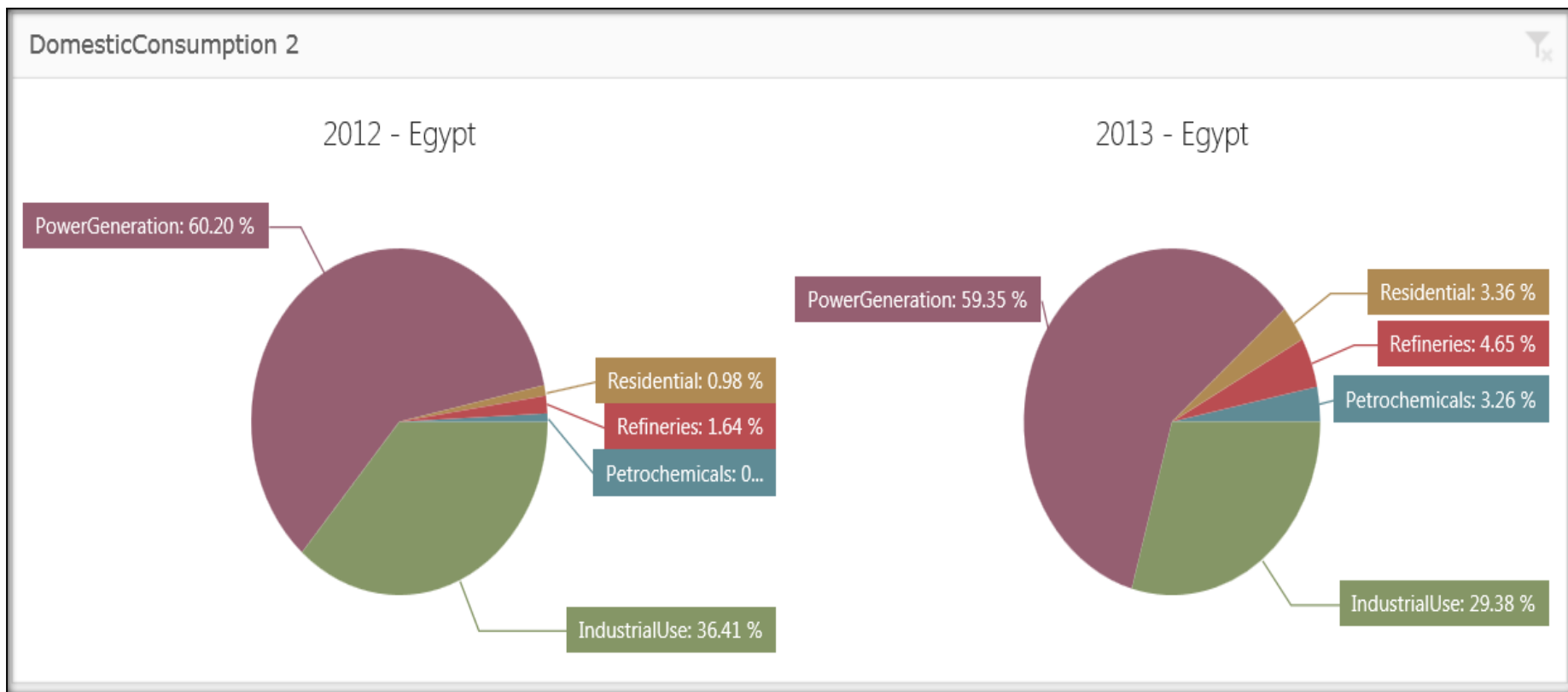
Comparing recent data to the historical trend on a monthly basis



- When different trends is observed, data needs to be checked and clarification should be provided

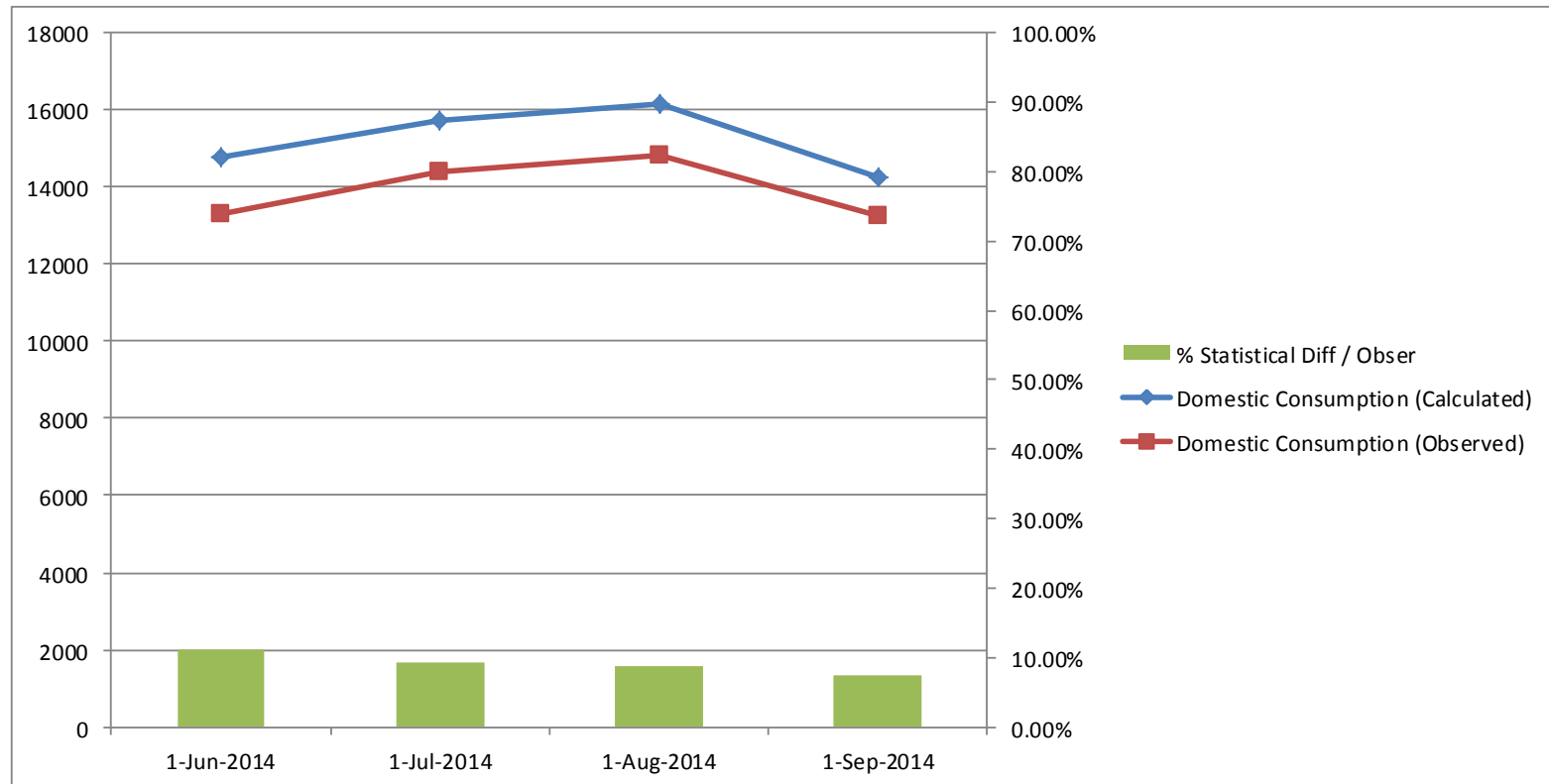


Data Quality Visual Check : Domestic Consumption by Sector

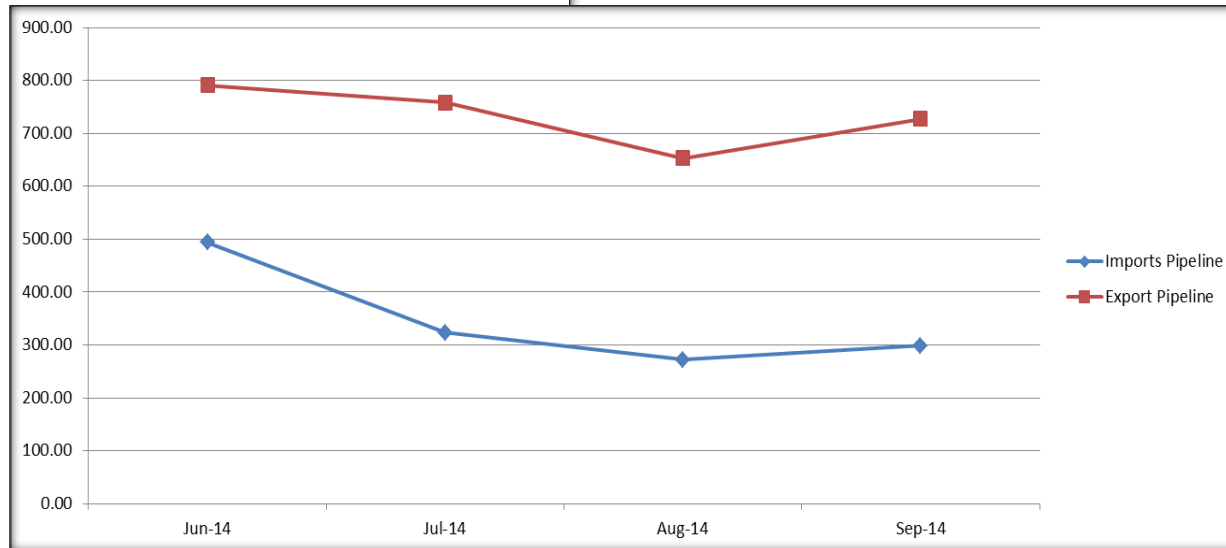
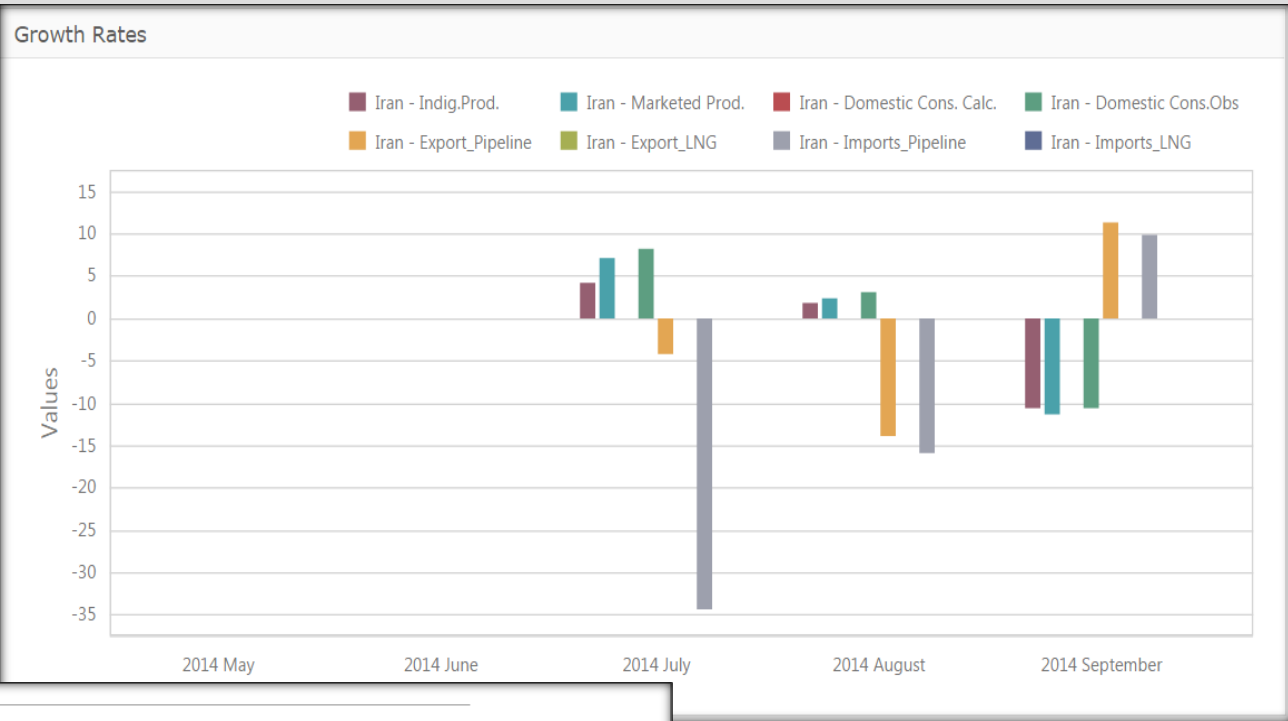


Data Quality Visual Check :Statistical Difference

Country	MQ Date	Market Production	Imports Pipeline	Import LNG	Export Pipeline	Export LNG	Stock Change	Statistical Difference	Domestic Consumption (Calculated)	Domestic Consumption (Observed)	% Statistical Diff / Obser
Iran	1-Sep-2014	14676.9	298.8	0	727.2	0	-1	983.5	14249.5	13266	7.41%
Iran	1-Aug-2014	16545.63	272.18	0	653	0	0.8	1315.01	16164.01	14849	8.86%
Iran	1-Jul-2014	16177.35	323.795	0	757.95	0	-1.74	1343.885	15744.935	14401.05	9.33%
Iran	1-Jun-2014	15097.2	493.8	0	790.8	0	0	1497.9	14800.2	13302.3	11.26%



Data Quality Visual Check : Monthly Growth Rate

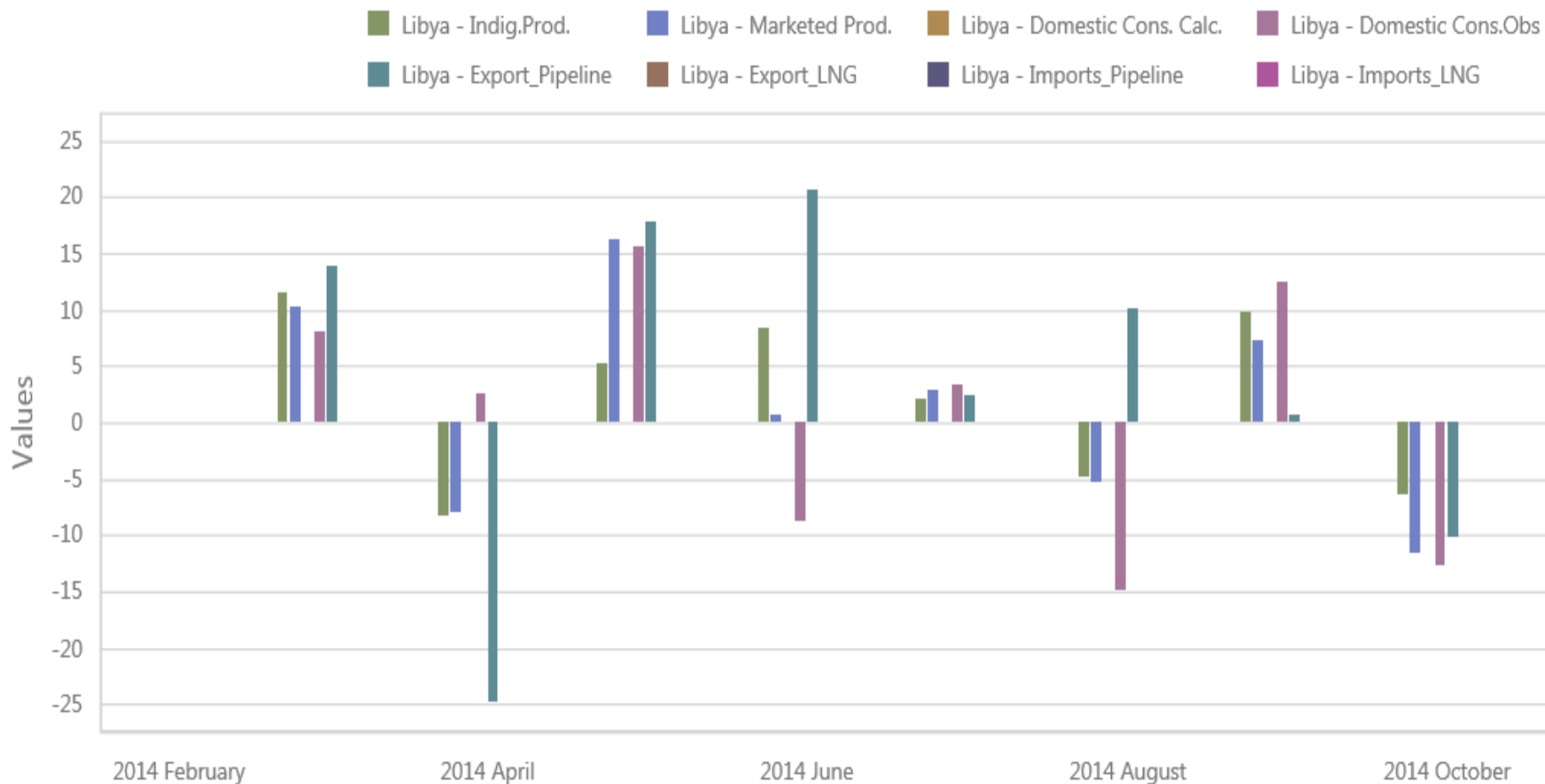




Data Quality Visual Check : Monthly Growth Rate

GECF

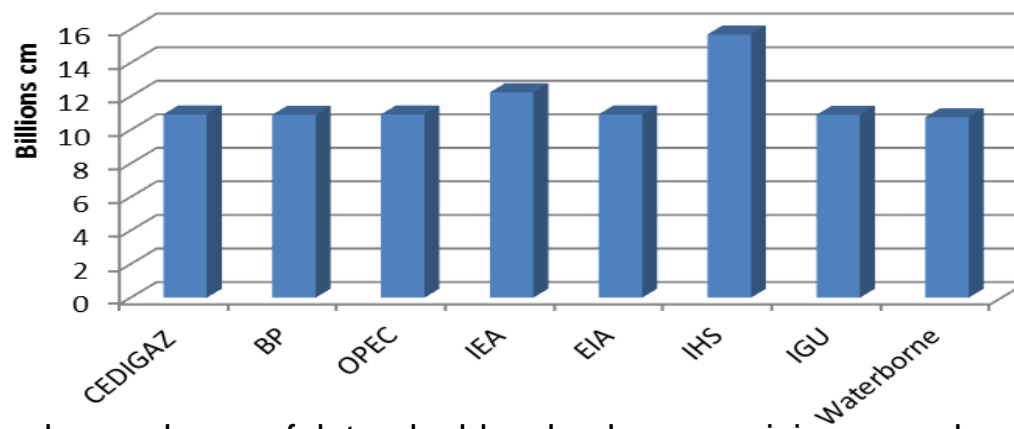
Growth Rates



Consistency with other energy statistics

- The Data from other sources can allow to make comparisons, revisions, if necessary.
- A comparison with external sources can sometimes be useful, however we need to be careful:
 - ✓ What is the methodology, definition and approach of Data collection of the other source?
 - ✓ What is the interest of external sources (such as subscriptions, Companies report Data..)?
 - ✓ What is the level of transparency of the external sources?
 - ✓ Does the source have a particular motive to provide accurate data?
 - ✓ JODI Data are supposed to be official and a primary source from the Country to the JODI Database why would a secondary source be more correct?

LNG Exports, 2011



However this check can be useful to double check a suspicious number or check the order of magnitude, but should not be relied upon.

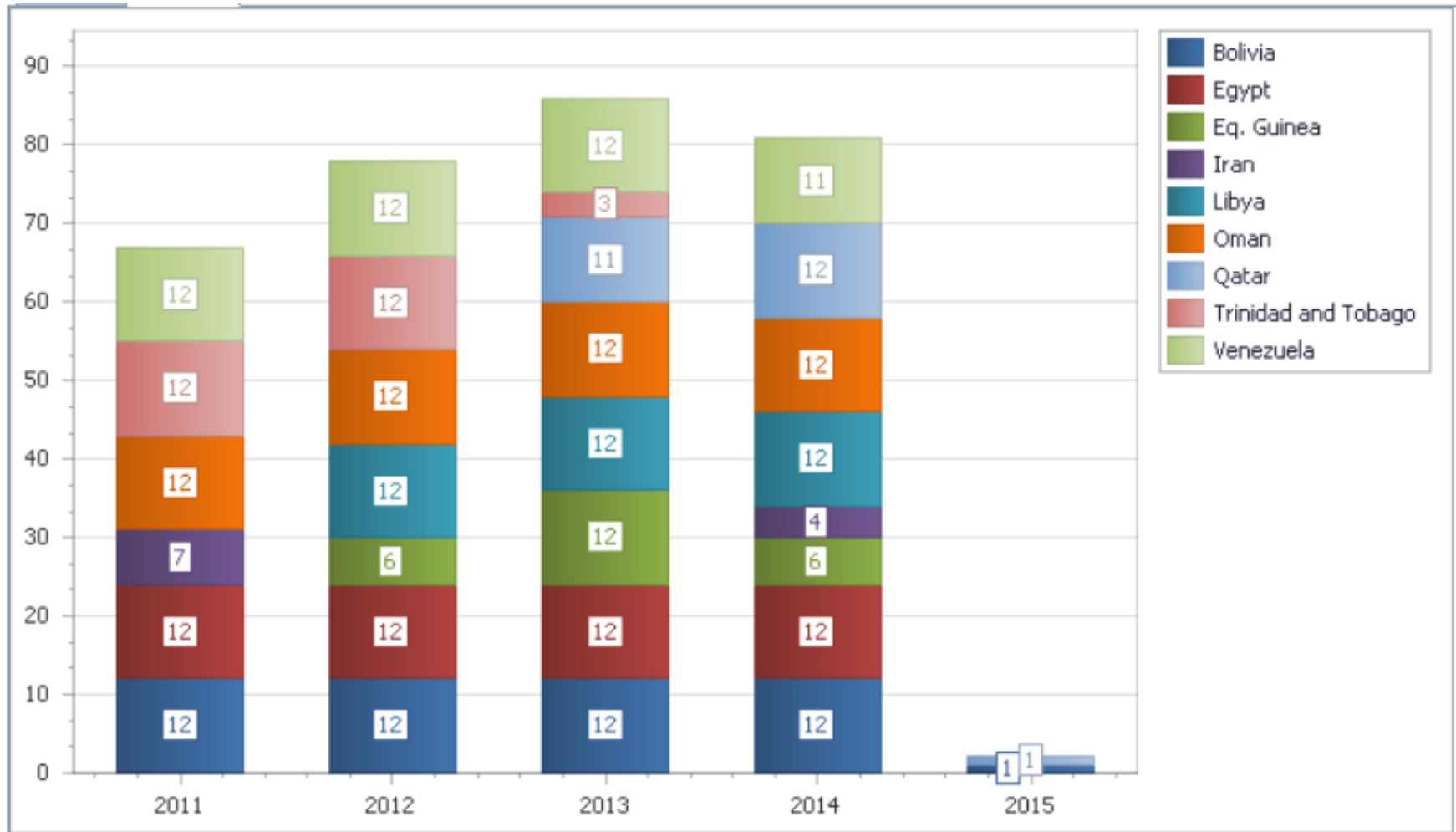
Quality Indicators : Timeliness, Completeness, Data Confidence

Data Quality Assessment					
Country	Country	Questionnaire	Timeliness (Days)	Completeness (%)	Data Confidence (%)
Bolivia	Egypt	2014 December	-2 ▼	95 ▲	95 ▲
Egypt	Egypt	2014 November	-1 ▼	95 ▲	95 ▲
Iran	Egypt	2014 October	-3 ▼	95 ▲	95 ▲
Libya	Egypt	2014 September	-1 ▼	95 ▲	95 ▲
Oman	Egypt	2014 August	-2 ▼	95 ▲	95 ▲
Qatar	Egypt	2014 July	-3 ▼	90	95 ▲
	Iran	2014 September	23 ▲	91 ▲	0 ▼
	Iran	2014 August	54 ▲	91 ▲	0 ▼
	Iran	2014 July	84 ▲	91 ▲	0 ▼
	Libya	2014 December	-32 ▼	93 ▲	0 ▼
	Libya	2014 November	-1 ▼	93 ▲	0 ▼
	Libya	2014 October	30 ▲	93 ▲	0 ▼
	Libya	2014 September	60 ▲	93 ▲	0 ▼
	Libya	2014 August	91 ▲	93 ▲	0 ▼

Quality Indicators : Timeliness, Completeness, Data Confidence

Data Quality Assessment				
Country	Questionnaire	TimeLiness (Days)	Completeness (%)	Data Confidence (%)
Egypt	2014 December	-2 ▼	95 ▲	95 ▲
Egypt	2014 November	-1 ▼	95 ▲	95 ▲
Egypt	2014 October	-3 ▼	95 ▲	95 ▲
Egypt	2014 September	-1 ▼	95 ▲	95 ▲
Egypt	2014 August	-2 ▼	95 ▲	95 ▲
Egypt	2014 July	-3 ▼	90	95 ▲
Egypt	2014 June	0	95 ▲	95 ▲
Egypt	2014 May	0	90	95 ▲
Egypt	2014 April	-2 ▼	90	90 ▲
Egypt	2014 March	-1 ▼	90	80
Egypt	2014 February	-2 ▼	85 ▼	80
Egypt	2014 January	-1 ▼	95 ▲	90 ▲

Quality Indicators : Sustainability Submission

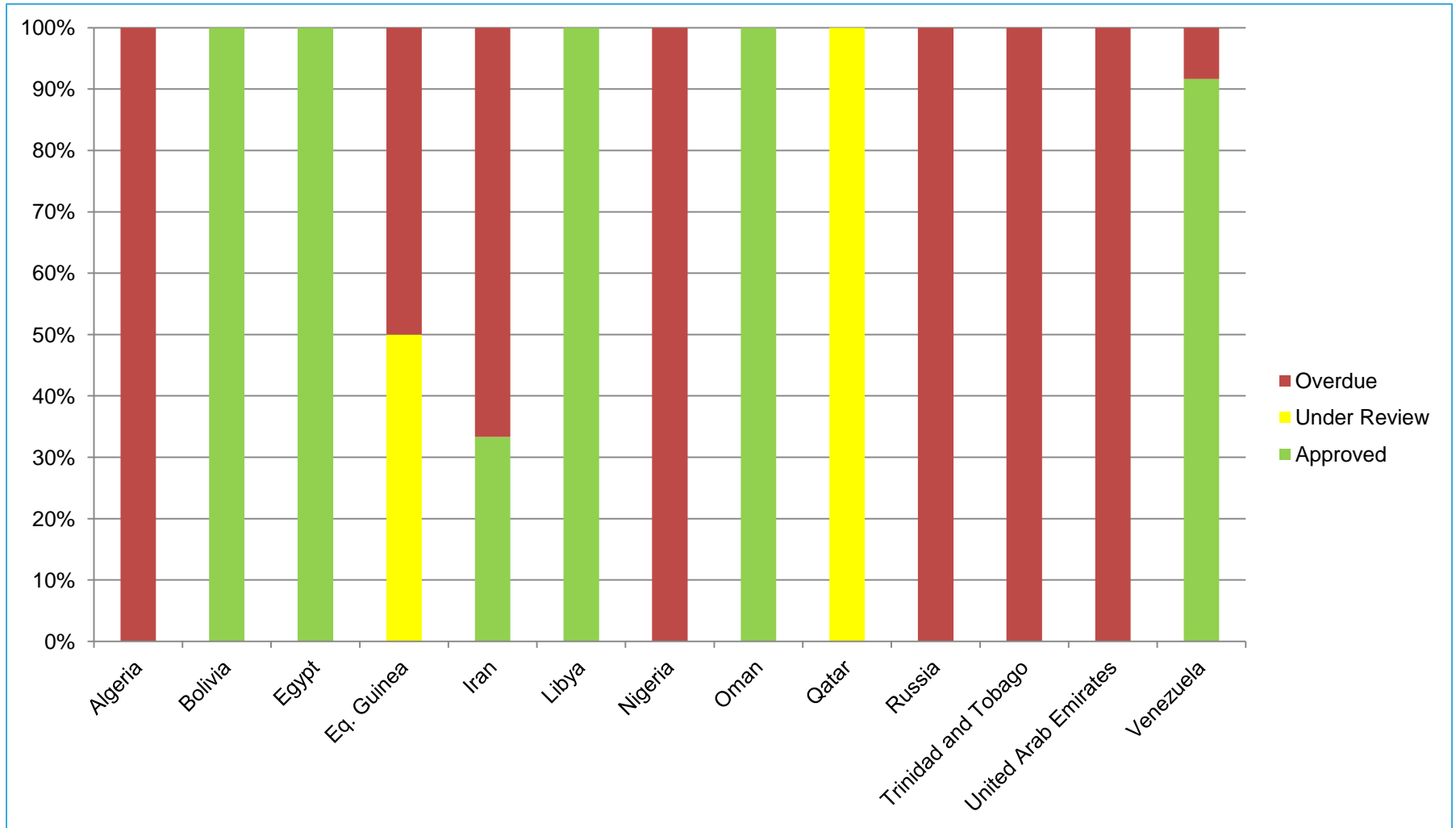


5 countries submitted 12 monthly questionnaires during 2014 (100% participation):

1 country submitted 11 monthly questionnaires during 2014 (91% participation):

2 countries with 50% or less participation:

5 countries did not submit any monthly questionnaire data during 2014 (0% participation) :






Data Quality

Sustainability, Timeliness, Completeness,

Sustainability	Rates number of submissions within six-month period. JODI organizations proposed a fixed date to determine this rating
Timeliness	Indicates whether submissions were submitted at the expected deadline (over a six months period)
Completeness	Measures the number of expected data points in the questionnaire.




Smiley Face Approach is a way to encourage countries to participate and/or improve their data

Sustainability:




6 =>		4 – 5 =>		< 4 =>	
------	-----------------------------------------------------------------------------------	----------	-------------------------------------------------------------------------------------	--------	-------------------------------------------------------------------------------------

Timeliness:

- Data are expected by 21st of the following month M-2









6 =>		4 – 5 =>		< 4 =>	
------	-----------------------------------------------------------------------------------	----------	-------------------------------------------------------------------------------------	--------	-------------------------------------------------------------------------------------

Completeness:

90-100% =>		60-90% =>		< 60% =>	
------------	-------------------------------------------------------------------------------------	-----------	---------------------------------------------------------------------------------------	----------	---------------------------------------------------------------------------------------

Participation Assessment _ Smiley Face Approach –Q3&Q4 2014

From July 2014 to Dec 2014

Country	Sustainability	Timeliness	Completeness (%)	Sustainability	Timeliness	Completeness (%)
Algeria	0	0	0%			
Bolivia	6	4	80%			
Egypt	6	6	93%			
Eq. Guinea	0	0	0%			
Iran	3	0	93%			
Libya	6	2	93%			
Nigeria	0	0	0%			
Oman	6	3	90%			
Qatar	6	5	40%			
Russia	0	0	0%			
Trinidad and Tobago	0	0	0%			
United Arab Emirates	0	0	0%			
Venezuela	5	1	85%			



2014 GECF Data Reporting Participation Statistics

GECF

Definitions:

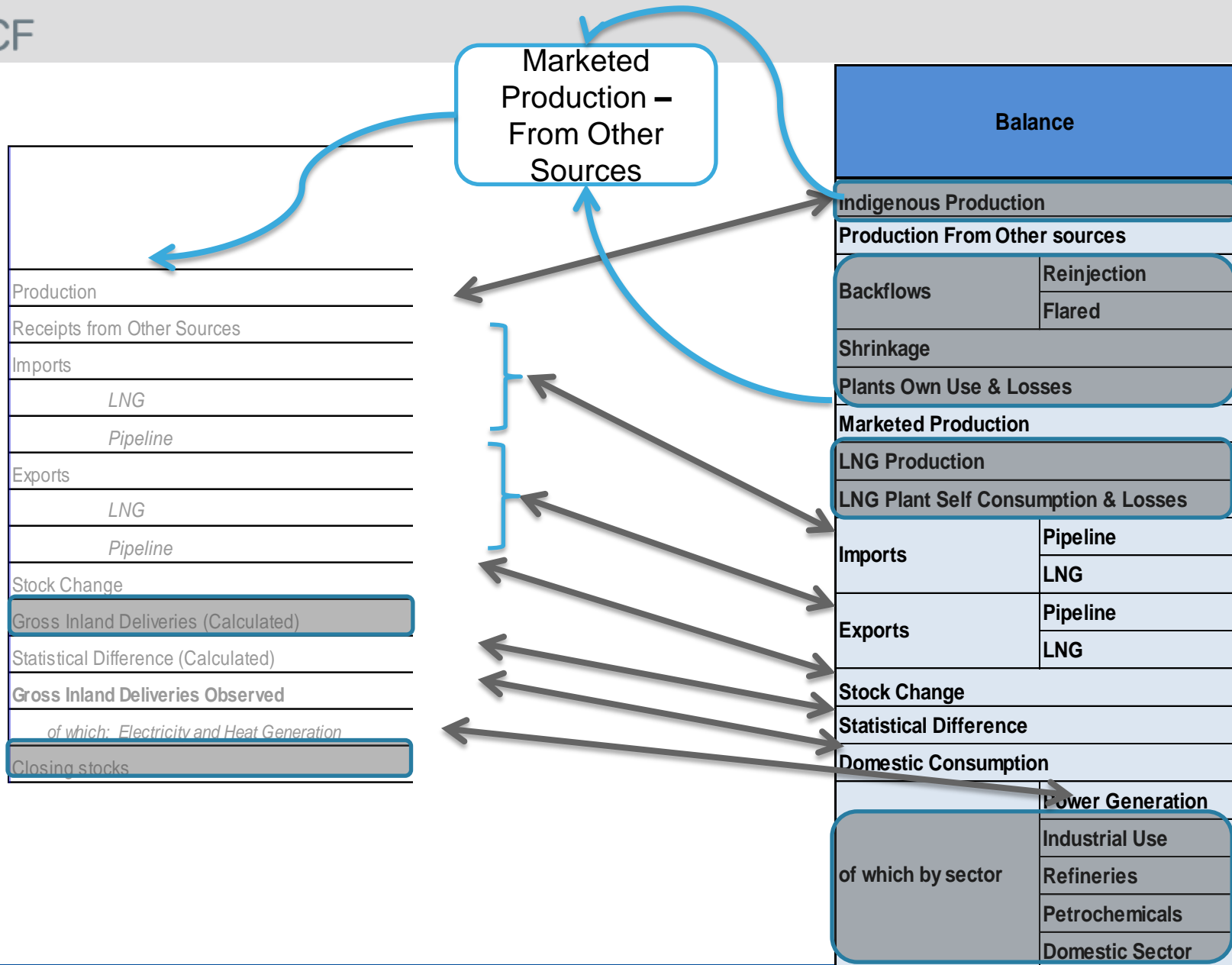
Overdue: was not received by GECF and the deadline date already passed.

Under Review: received by GECFS and still under data quality check.

Approved: received by GECFS, quality checked and approved.

Country	Approved	Under Review	Overdue
Algeria			12
Bolivia	12		
Egypt	12		
Eq. Guinea		6	6
Iran	4		8
Libya	12		
Nigeria			12
Oman	12		
Qatar		12	
Russia			12
Trinidad and Tobago			12
United Arab Emirates			12
Venezuela	11		1

Mapping GECF to JoDI-Gas



**Thank You
for Your attention**

www.gecf.org

