



JODI-Gas Data Reporting System, Quality Assessment

By Mr. Majid Badihi , Senior ICT Analyst
and Mr. Mohamed Arafat , Databank Analyst

Joint Organisations Data Initiative (JODI)
14th Regional Training Workshop
09 – 11 May 2016, Moscow, Russia



- Background(Who is the GECF, GECF Vision and Mission, GECF role in gas market)
- GECF Data Reporting Mechanism
- Mapping GECF and JoDI-Gas Questionnaires
- GECF Data Exchange Center
- Quality Indicators Sustainability of Submission, Timeliness, Completeness
- Data validation techniques
- Consistency with other energy statistics
- Participation assessment (smiley face) approach
- Future Plans.



What is GECF - GECF Member and Observer Countries

GECF



MEMBERS

-  **Algeria**
-  **Bolivia**
-  **Egypt**
-  **Equatorial Guinea**
-  **Iran**
-  **Libya**
-  **Nigeria**
-  **Qatar**
-  **Russia**
-  **Trinidad and Tobago**
-  **United Arab Emirates**
-  **Venezuela**

OBSERVERS:

-  **Azerbaijan**
-  **Iraq**
-  **Kazakhstan**
-  **The Netherlands**
-  **Norway**
-  **Oman**
-  **Peru**

GECF Overview

- The Member countries of the Forum are: Algeria, Bolivia, Egypt, Equatorial Guinea, Iran, Libya, Nigeria, Qatar, Russia, Trinidad and Tobago, United Arab Emirates and Venezuela. Azerbaijan, Iraq, Kazakhstan, the Netherlands, Norway, Oman and Peru have the status of Observer Members.
- With the current number of Members the GECF has a strong position on the world gas market and among international energy organizations. Its potential rests on the enormous natural gas reserves of the Member Countries all together accumulating **67%** of the world proven natural gas reserves.

Vision

- To become an authentic platform for Gas activities
- A Credible reference in gas studies and debate
- A center for exchange of data and information on gas
- A center for policy debate on gas and energy
- A center for exchange of experience on Gas

Mission

- To promote the use of Gas as a clean fuel and contribute to the clean environment and sustainable development;
- To increase the market share of Gas in the global energy mix;
- To contribute to the stability of the global gas market;
- To exchange data, information and experience among member countries;
- To develop Dialogue with all stakeholders, including other producers and consumers.

Establishment of a Reporting System

Step I Start-up




Step II Test



Step III implementation



Step IV improvement



- Develop IT infrastructure for collaborative work
- Identify all possible data sources
- Definition and communication of Data collection procedure
- Identify Technical coordinators for data submission
- Meetings & Workshops with members countries

- Test of the reporting system
- Meetings of working party on flow of statistics
- Visit to the Member Countries (designation of focal point for statistics)
- Direct data communication with the MCs
- Establish a manual
- Publication of a Monthly report

- Monthly and quarterly statistical reports
- Annual questionnaire & statistical bulletin
- Online-based library and system for data collection
- Promote, cooperate to the launch of the « Joint Gas Data initiative :JGDI » and then coordinate for MC's

- Continuous improvement in coverage
- Assess data quality
- Annual Meetings on statistics
- Acquiring data from external sources
- Involve International / regional organizations in Annual Statistical Meetings
- Training and workshops


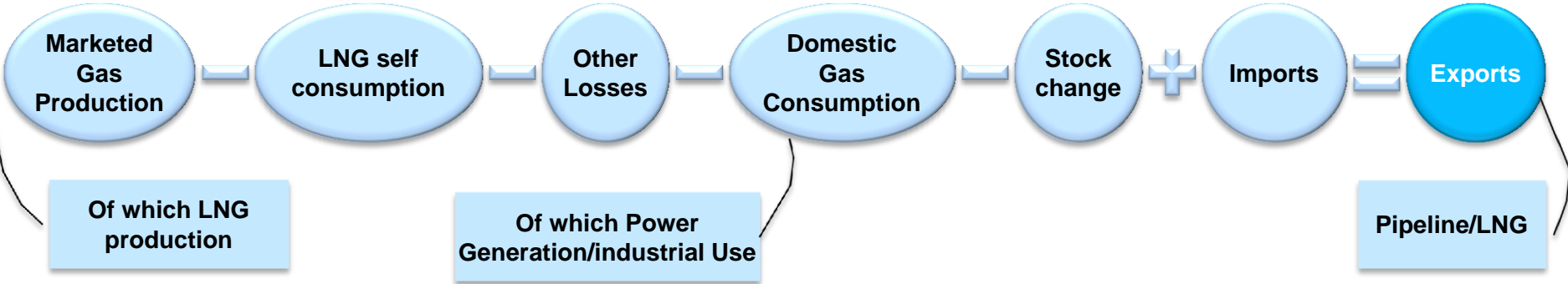
GECF Monthly Questionnaire

Production / Consumption Natural Gas Balance

Production balance



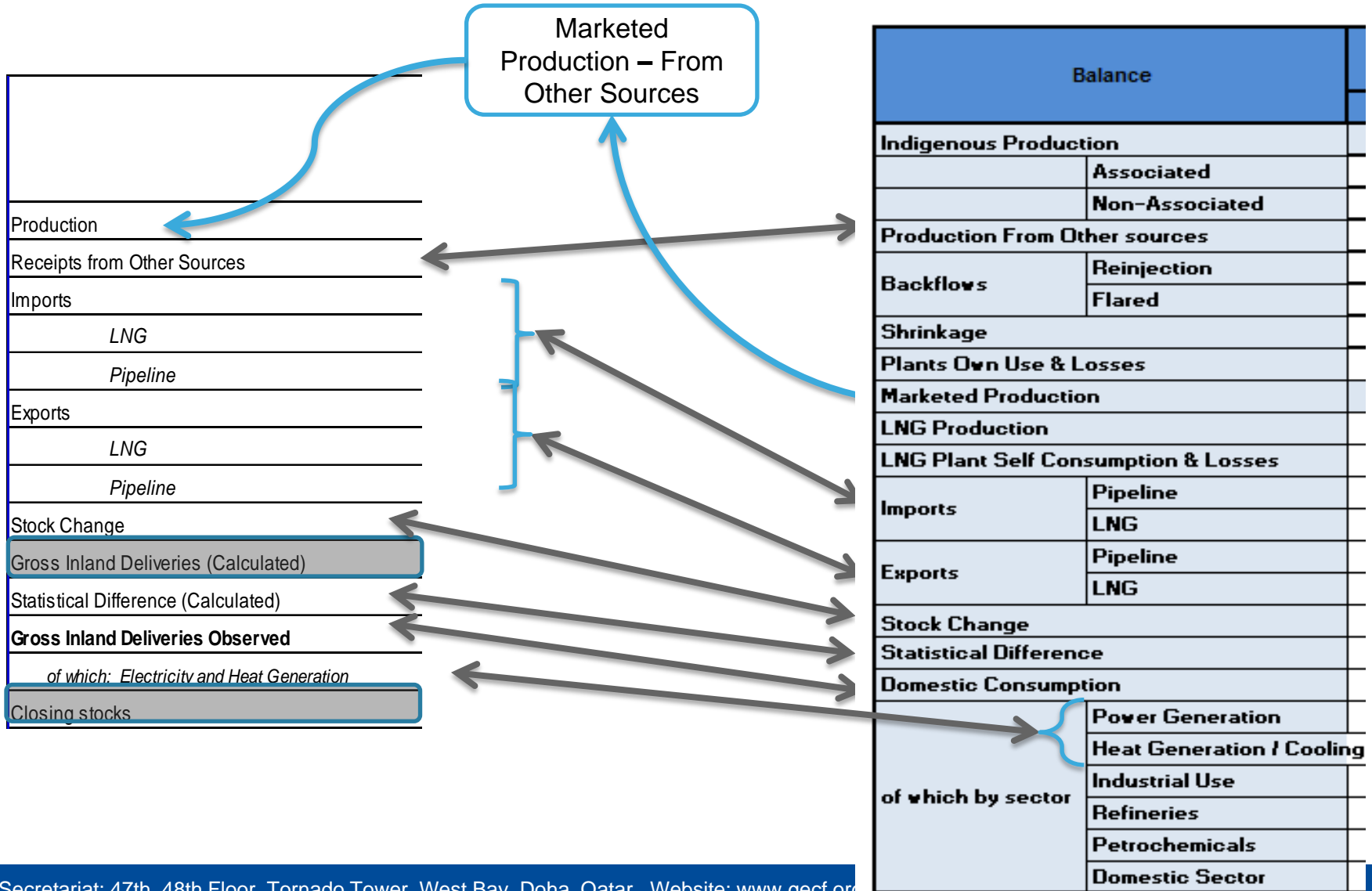
Consumption balance



12-20 Data points in one unit

JoDI-GAS Quest.

GECF Quest.





Role-based Security System

GECF

- What a user can see or do depends on what role(s) he has.
- Roles: Focal point, Analyst, Administrator,

Questionnaires

- GECF Monthly Quest.
- Quest. Admin
 - Questionnaire Type
 - Country**
 - Validation Rule
 - Measure Unit Conversi

Reports

- Analysis
- Dashboard Definition
- Reports
- Dashboards
- News_Activity
- News_Map
- MQ_Growth Rates
- MQ_MonthlyGrowthRate_Previ
- MQ_Quality1
- News_Sources
- MQ_1
- MQ_2

Country		
<input type="checkbox"/>		NAME
<input type="checkbox"/>		Algeria
<input type="checkbox"/>		Bolivia
<input type="checkbox"/>		Egypt
<input type="checkbox"/>		Eq. Guinea
<input type="checkbox"/>		Iran
<input type="checkbox"/>		Iraq
<input type="checkbox"/>		Kazakhstan
<input type="checkbox"/>		Libya
<input type="checkbox"/>		Netherlands
<input type="checkbox"/>		Nigeria
<input type="checkbox"/>		Norway
<input type="checkbox"/>		Oman
<input type="checkbox"/>		Qatar

Daily Brief

Questionnaires

- GECF Monthly Quest.
- JODIGAS_Questionnaire
- Quest. Admin
 - Questionnaire Type
 - Country**
 - Validation Rule
 - Measure Unit Conversi

Secondary Data Sources

- Waterborne Imports
- IEA Natural Gas Balance
- Ener Future Forecast
- JODI-GAS MQ

Reports

- Analysis
- Dashboard Definition
- Reports
- Reports

KPI

Default

Administration

State Machine

Country		
<input type="checkbox"/>		NAME
<input type="checkbox"/>		Algeria
<input type="checkbox"/>		Bolivia
<input type="checkbox"/>		Egypt
<input type="checkbox"/>		Eq. Guinea
<input type="checkbox"/>		Iran
<input type="checkbox"/>		Iraq
<input type="checkbox"/>		Kazakhstan
<input type="checkbox"/>		Libya
<input type="checkbox"/>		Netherlands
<input type="checkbox"/>		Nigeria
<input type="checkbox"/>		Norway
<input type="checkbox"/>		Oman
<input type="checkbox"/>		Qatar
<input type="checkbox"/>		Russia
<input type="checkbox"/>		Trinidad and

GECF Monthly Questionnaire in DEC

Unified GECF monthly questionnaire and related products and flows definitions are in place.

New | Validate | Refresh | Clear Fields

Questionnaire - 1/1/2015 12:00:00 AM

[Country](#) / [MQ Short](#) / 1/1/2015 12:00:00 AM

Save | Save

Questionnaire

Questionnaire Type:	<input type="text" value="GECF Month"/>	Planned Submission Date:	<input type="text"/>	Time Lines
Country:	<input type="text" value="Bolivia"/>	Actual Submission Date:	<input type="text"/>	Completen
MQ Date:	<input type="text" value="1/1/2015"/>	Approval Date:	<input type="text"/>	Data Conf
Status Type:	<input type="text" value="Planned"/>	Revised Date:	<input type="text"/>	
Unit_NG:	<input type="text"/>	Revised Approval Date:	<input type="text"/>	
Unit_LNG:	<input type="text"/>			

Questionnaire Details

Indigenous Prod :	<input type="text"/>	Clarification:	<input type="text"/>
Associa	<input type="text"/>	Clarification:	<input type="text"/>
Non-Associated:	<input type="text"/>	Clarification:	<input type="text"/>
From Other Resources:	<input type="text"/>	Clarification:	<input type="text"/>
Reinjection:	<input type="text"/>	Clarification:	<input type="text"/>
Flared:	<input type="text"/>	Clarification:	<input type="text"/>
Shrinkage:	<input type="text"/>	Clarification:	<input type="text"/>

A Focal Point can browse, group , search , filter , sort monthly questionnaire data of all GECF countries.

View MQ Short

 Filter Approved Questionnaires

MQ Short

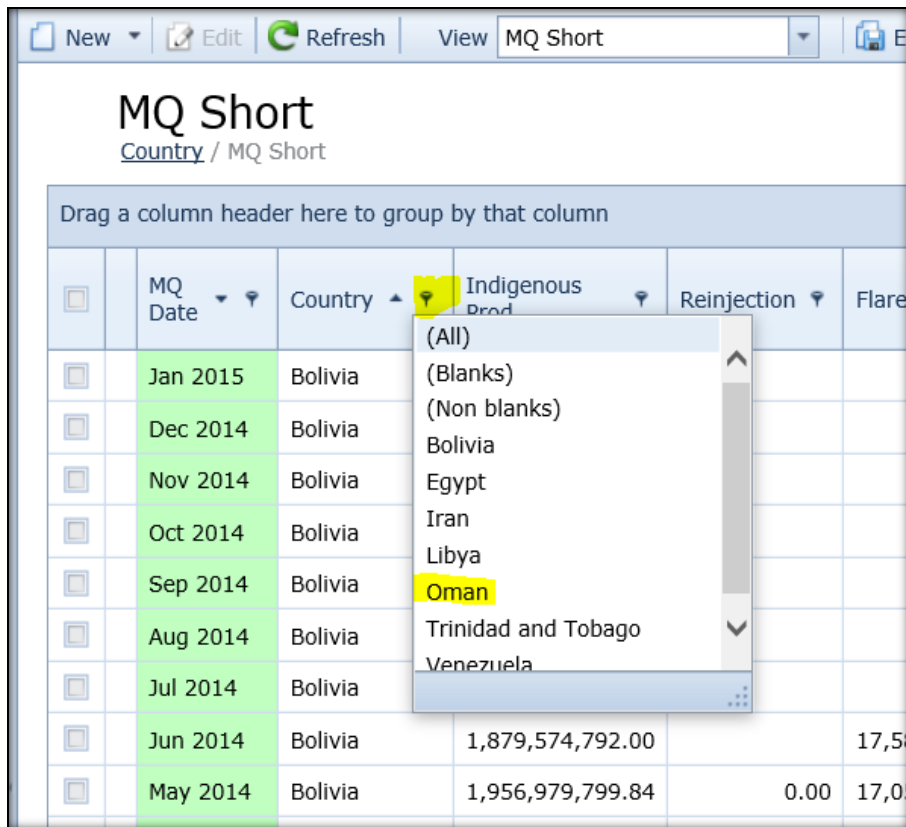
[Country](#) / MQ Short

Country

<input type="checkbox"/>	MQ Date	Indigenous Prod.	Reinjection	Flared	Shrinkage	Market Production	Imports Pipeline	Import LNG	Export Pipeline	Export LNG
▶ Country: Bolivia (Count=15)										
▶ Country: Egypt (Count=13)										
▼ Country: Iran (Count=4)										
<input type="checkbox"/>	Sep 2014	18,437.40	2,743.20	894.00		14,676.90	298.80	0.00	727.20	0.00
<input type="checkbox"/>	Aug 2014	20,641.35	2,971.97	988.59		16,545.63	272.18	0.00	653.00	0.00
<input type="checkbox"/>	Jul 2014	20,283.61	3,061.87	908.92		16,177.35	323.80	0.00	757.95	0.00
<input type="checkbox"/>	Jun 2014	19,481.70	3,436.80	826.50		15,097.20	493.80	0.00	790.80	0.00
▶ Country: Libya (Count=12)										
▶ Country: Oman (Count=12)										
▶ Country: Trinidad and Tobago (Count=4)										
▶ Country: Venezuela (Count=11)										

Page 1 of 1 (11 items)

Filter by one or more columns



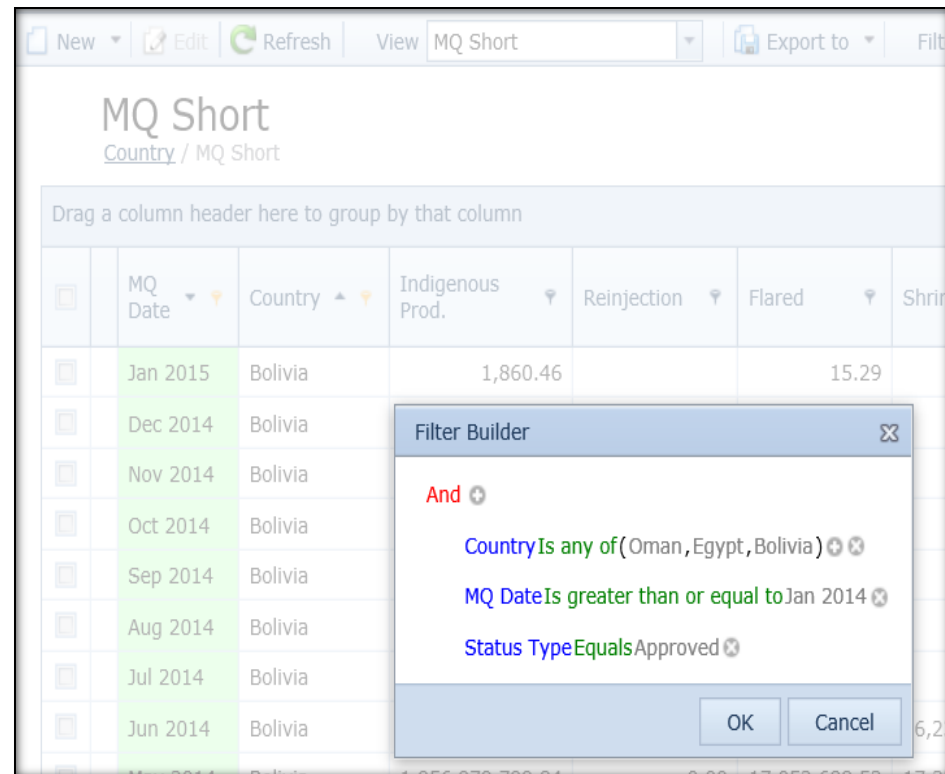
MQ Short
Country / MQ Short

Drag a column header here to group by that column

MQ Date	Country	Indigenous Prod.	Reinjection	Flare
Jan 2015	Bolivia			
Dec 2014	Bolivia			
Nov 2014	Bolivia			
Oct 2014	Bolivia			
Sep 2014	Bolivia			
Aug 2014	Bolivia			
Jul 2014	Bolivia			
Jun 2014	Bolivia	1,879,574,792.00		17,58
May 2014	Bolivia	1,956,979,799.84	0.00	17,05

Country dropdown menu items: (All), (Blanks), (Non blanks), Bolivia, Egypt, Iran, Libya, **Oman**, Trinidad and Tobago, Venezuela.

Build a complex query with several conditions



MQ Short
Country / MQ Short

Drag a column header here to group by that column

MQ Date	Country	Indigenous Prod.	Reinjection	Flared	Shrin
Jan 2015	Bolivia	1,860.46			15.29
Dec 2014	Bolivia				
Nov 2014	Bolivia				
Oct 2014	Bolivia				
Sep 2014	Bolivia				
Aug 2014	Bolivia				
Jul 2014	Bolivia				
Jun 2014	Bolivia				


Filter Builder





And

- Country Is any of (Oman, Egypt, Bolivia)
- MQ Date Is greater than or equal to Jan 2014
- Status Type Equals Approved

OK Cancel





















Export data into different file formats including Excel.

Quick create 

New  Delete  Edit  Refresh View MQ Short  Export to Filter Approved Questionnaires


MQ Short
Country / MQ_2 / MQ_1 / MQ Short

Drag a column header here to group by that column

	Country	MQ Date	Indigenous Prod.	Reinjection	Flared	Plan Ovr Use and Loss	Market Production	Imports Pipeline	Import LNG	Export Pipeline	Export LNG	Stock Change	Statistical Difference	Domestic Consumption (Calculated)	Domestic Consumption (Observed)	Quest Type
<input type="checkbox"/>	 Bolivia	Jan 2015	1,860.46		15.29					1,497.85				0.00	304.15	GECF
<input type="checkbox"/>	 Bolivia	Dec 2014	1,838.00		13.24		1,781.00			1,451.27				0.00	327.36	GECF
<input type="checkbox"/>	 Oman	Dec 2014	2,974.72	231.18	131.68	275.94	2,335.93	176.61			772,171.00			0.00		GECF
<input type="checkbox"/>	 Venezuela	Nov 2014	6,232.00	2,260.00	1,152.00		2,820.00	90.00					-107.00	0.00	1,974.00	GECF
<input type="checkbox"/>	 Bolivia	Nov 2014	1,735.00		12.65	25.77	1,680.97			1,352.14				0.00	326.46	GECF
<input type="checkbox"/>	 Oman	Nov 2014	2,901.47	228.45	95.32	302.42	2,275.27	171.14			765,562.00			0.00		GECF
<input type="checkbox"/>	 Venezuela	Oct 2014	6,495.00	2,211.00	1,297.00	901.00	1,943.00	52.00					59.00	0.00	1,935.00	GECF
<input type="checkbox"/>	 Bolivia	Oct 2014	1,882.00		15.01	27.85	1,822.85			1,480.99				0.00	335.06	GECF
<input type="checkbox"/>	 Oman	Oct 2014	3,128.85	261.55	120.42	294.01	2,452.88	176.60			649,549.00			0.00		GECF
<input type="checkbox"/>	 Venezuela	Sep 2014	6,253.00	2,200.00	1,264.00	831.00	1,820.00	67.00					-20.00	0.00	1,908.00	GECF
<input type="checkbox"/>	 Oman	Sep 2014	3,047.08	260.96	151.23	301.78	2,333.11	168.91			644,637.00			0.00		GECF
<input type="checkbox"/>	 Iran	Sep 2014	18,437.40	2,743.20	894.00	123.30	14,676.90	298.80	0.00	727.20	0.00	-1.00		0.00	13,266.00	GECF
<input type="checkbox"/>	 Bolivia	Sep 2014	1,855.01		18.55	26.91	1,792.97			1,453.10				0.00	334.48	GECF
<input type="checkbox"/>	 Iran	Aug 2014	20,641.35	2,971.97	988.59	135.16	16,545.63	272.18	0.00	653.00	0.00	0.80		0.00	14,849.00	GECF
<input type="checkbox"/>	 Oman	Aug 2014	3,213.19	238.20	147.61	310.82	2,516.56	176.04			638,491.00			0.00		GECF
<input type="checkbox"/>	 Venezuela	Aug 2014	6,507.00	2,084.00	1,537.00	875.00	147.00	55.00					152.00	0.00	1,767.00	GECF
<input type="checkbox"/>	 Bolivia	Aug 2014	1,926.83		22.54	28.05	1,858.98			1,517.24				0.00	337.81	GECF
<input type="checkbox"/>	 Iran	Jul 2014	20,283.61	3,061.87	908.92	135.47	16,177.35	323.80	0.00	757.95	0.00	-1.74		0.00	14,401.05	GECF
<input type="checkbox"/>	 Oman	Jul 2014	3,222.80	251.81	141.59	324.99	2,504.41	175.34			582,366.00			0.00		GECF
<input type="checkbox"/>	 Venezuela	Jul 2014	6,537.00	2,012.00	1,500.00	915.00	141.00	39.00					63.00	0.00	1,835.00	GECF

javascript:

MC Focal Point can fill the monthly questionnaire template in Excel file or directly update the web-based Data Exchange Center (DEC).



Gas Monthly Questionnaire

Balance		Natural Gas	
		Amount	Metric Unit
Indigenous Production		4.47	Bcm
	Associated	0.33	Bcm
	Non-Associated	4.14	Bcm
Production From Other sources			Bcm
	Reinjection	0.14	Bcm
	Flared	0.06	Bcm
Shrinkage		0.05	Bcm
Plants Own Use & Losses		0.18	Bcm
Marketed Production		4.04	Bcm
LNG Production		0.02	Bcm
LNG Plant Self Consumption & Losses		0.00	Bcm
Imports	Pipeline		Bcm
	LNG		Bcm
Exports	Pipeline		Bcm
	LNG	0.00	Bcm
Stock Change		0.03	Bcm
Statistical Difference			Bcm
Domestic Consumption		4.01	Bcm
of which by sector	Power Generation	2.45	Bcm
	Heat Generation / Cooling		Bcm
	Industrial Use	0.94	Bcm
	Refineries	0.16	Bcm
	Petrochemicals	0.12	Bcm
Domestic Sector		0.17	Bcm

Questionnaire

[Country / MQ Short / Questionnaire](#)

Questionnaire

Questionnaire Type:
 Planned Submission Date:
 Time Liness:

Country:
 Actual Submission Date:
 Completeness:

MQ Date:
 Approval Date:
 Data Confidence:

Status Type:
 Revised Date:

Unit_NG:
 Revised Approval Date:

Unit_LNG:

Questionnaire Details

Indigenous Prod.:	<input type="text"/>	Clarification:	<input type="text"/>
Associated:	<input type="text"/>	Clarification:	<input type="text"/>
Non-Associated:	<input type="text"/>	Clarification:	<input type="text"/>
From Other Resources:	<input type="text"/>	Clarification:	<input type="text"/>
Reinjection:	<input type="text"/>	Clarification:	<input type="text"/>
Flared:	<input type="text"/>	Clarification:	<input type="text"/>
Shrinkage:	<input type="text"/>	Clarification:	<input type="text"/>
Plants Own Use and Losses:	<input type="text"/>	Clarification:	<input type="text"/>
Market Production:	<input type="text" value="0"/>	Clarification:	<input type="text"/>
LNGProduction:	<input type="text"/>	Clarification:	<input type="text"/>
LNGSelf Consumption:	<input type="text"/>	Clarification:	<input type="text"/>
Imports Pipeline:	<input type="text"/>	Clarification:	<input type="text"/>
Import LNG:	<input type="text"/>	Clarification:	<input type="text"/>
Export Pipeline:	<input type="text"/>	Clarification:	<input type="text"/>
Export LNG:	<input type="text"/>	Clarification:	<input type="text"/>

Questionnaire

[Country](#) / [MQ Short](#) / Questionnaire

Questionnaire
 Questionnaire Type: Planned Submission Date: Time Lines:

Country: Actual Submission Date: Completeness:

MQ Date: Approval Date: Data Confidence:

Status Type: Revised Date:

Unit_NG: Revised Approval Date:

Unit_LNG:

Questionnaire Details

Indigenous Prod.: Clarification:

Associated: Clarification:

Non-Associated: Clarification:

From Other Resources: Clarification:

Reinjection: Clarification:

Flared: Clarification:

Shrinkage: Clarification:

Plants Own Use and Losses: Clarification:

Market Production: Clarification:

LNG Production: Clarification:

LNG Self Consumption: Clarification:

Imports Pipeline: Clarification:

Import LNG: Clarification:

Export Pipeline: Clarification:

Export LNG: Clarification:

Stock Change: Clarification:

Attached File:

Validation Rule

[Country](#) / [MQ Short](#) / Validation Rule

Country Questionnaire Type

<input type="checkbox"/>	Data Point	Is Required?	From Date	To Date
▶ Country: Algeria (Count=6)				
▼ Country: Bolivia (Count=13)				
▼ Questionnaire Type: GECF Monthly (Count=13)				
<input type="checkbox"/>	DomesticConsumptionHeatCooling	NA	1/1/2011	
<input type="checkbox"/>	ExportLNG	NA	1/1/2011	
<input type="checkbox"/>	ExportPipeline	Yes	1/1/2011	
<input type="checkbox"/>	FromOtherResources	NA	1/1/2011	
<input type="checkbox"/>	ImportLNG	NA	1/1/2011	
<input type="checkbox"/>	ImportsPipeline	NA	1/1/2011	
<input type="checkbox"/>	IndigenousProduction	Yes	1/1/2011	
<input type="checkbox"/>	IndustrialUse	Yes	1/1/2011	
<input type="checkbox"/>	MarketProduction	Yes	1/1/2011	
<input type="checkbox"/>	PlantsOwn	Yes	1/1/2011	
<input type="checkbox"/>	PowerGeneration	Yes	1/1/2011	
<input type="checkbox"/>	Reinjection	NA	1/1/2011	
<input type="checkbox"/>	Shrinkage	Yes	1/1/2011	
▶ Country: Egypt (Count=10)				
▶ Country: Eq. Guinea (Count=9)				
▶ Country: Iran (Count=14)				
▶ Country: Libya (Count=13)				

Page 1 of 2 (27 items) Page size:

GECF DRM: Monthly Questionnaire (MQs) Sustainability*

Year	Algeria	Bolivia	Egypt	Eq. Guinea	Iran	Libya	Nigeria	Oman	Qatar	Russia	Trinidad and Tobago	United Arab Emirates	Venezuela	Grand Total
2011	0	12	12	0	7	0	0	12	0	0	12	0	12	67
2012	0	12	12	6	0	12	0	12	0	0	12	0	12	78
2013	0	12	12	12	0	12	0	12	11	0	12	0	12	95
2014	12	12	12	6	7	12	0	12	12	0	12	0	12	109
2015	12	12	12	12	12	12	0	5	4	0	12	12	12	117
2016	8	8	9	0	0	3	9	0	0	0	8	9	5	59
Grand Total	32	68	69	36	26	51	9	53	27	0	68	21	65	525

Red <= 25% of the expected questionnaires(<=3)

Yellow > 25% & < 75 % of the expected questionnaires (4-8)

Green > 75% of the expected questionnaires(=>9)

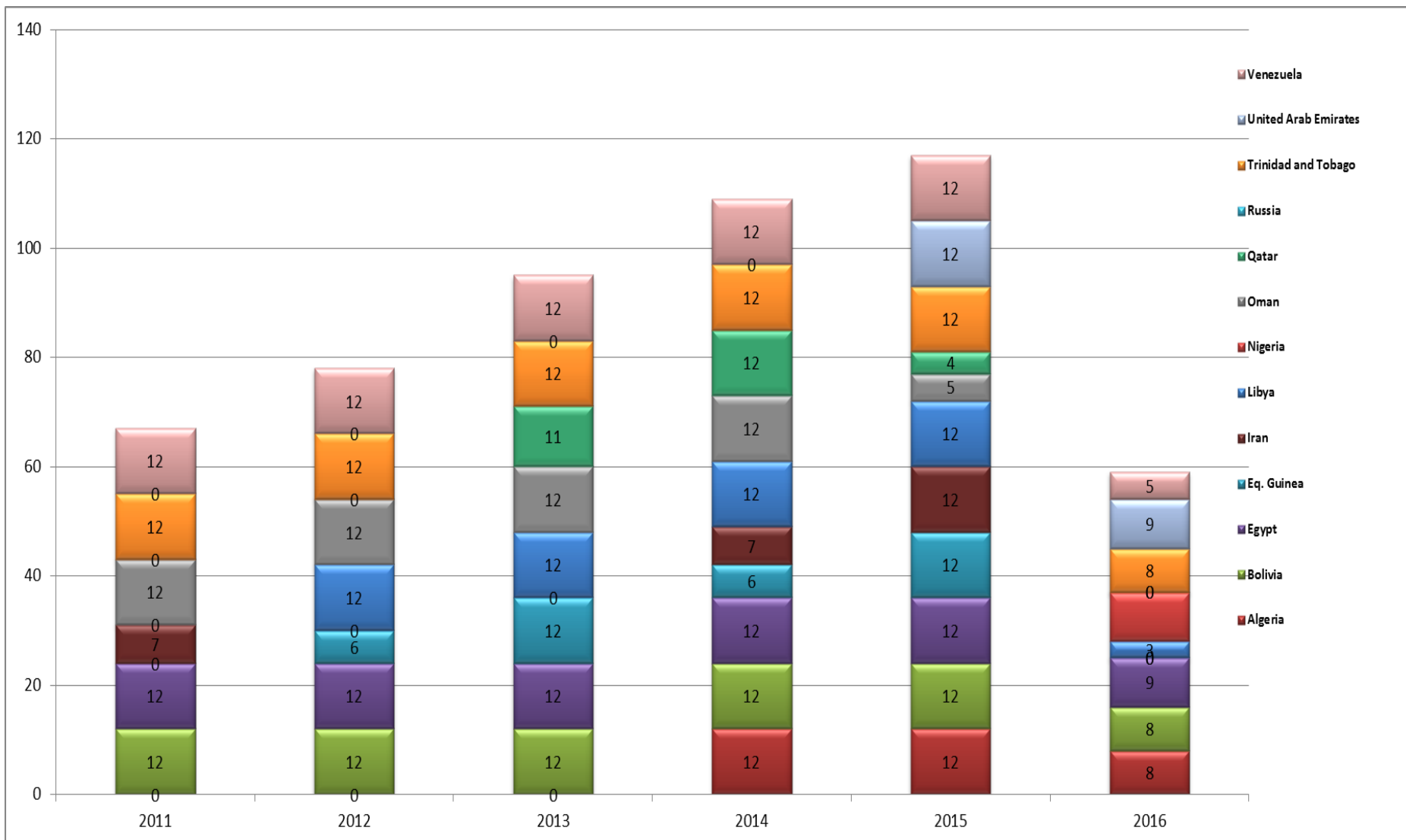
***Sustainability:** refers to the continuity of submitting monthly gas questionnaire data to GECF, regardless of the timeliness of submission or completeness of data.

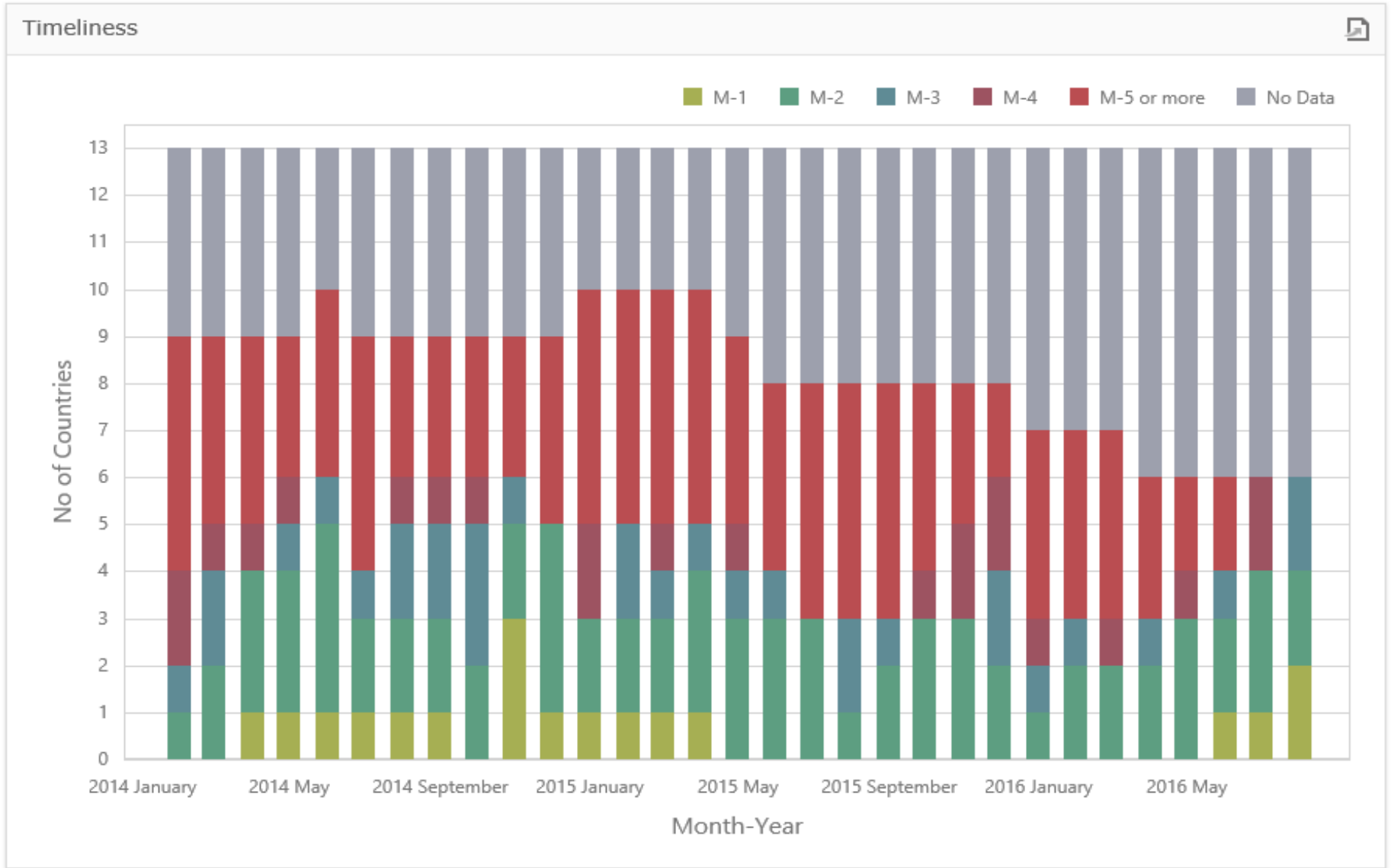
Sustainability is measured as number of monthly questionnaires received from a country per year.



GECF

Quality Indicators : Sustainability of Submission

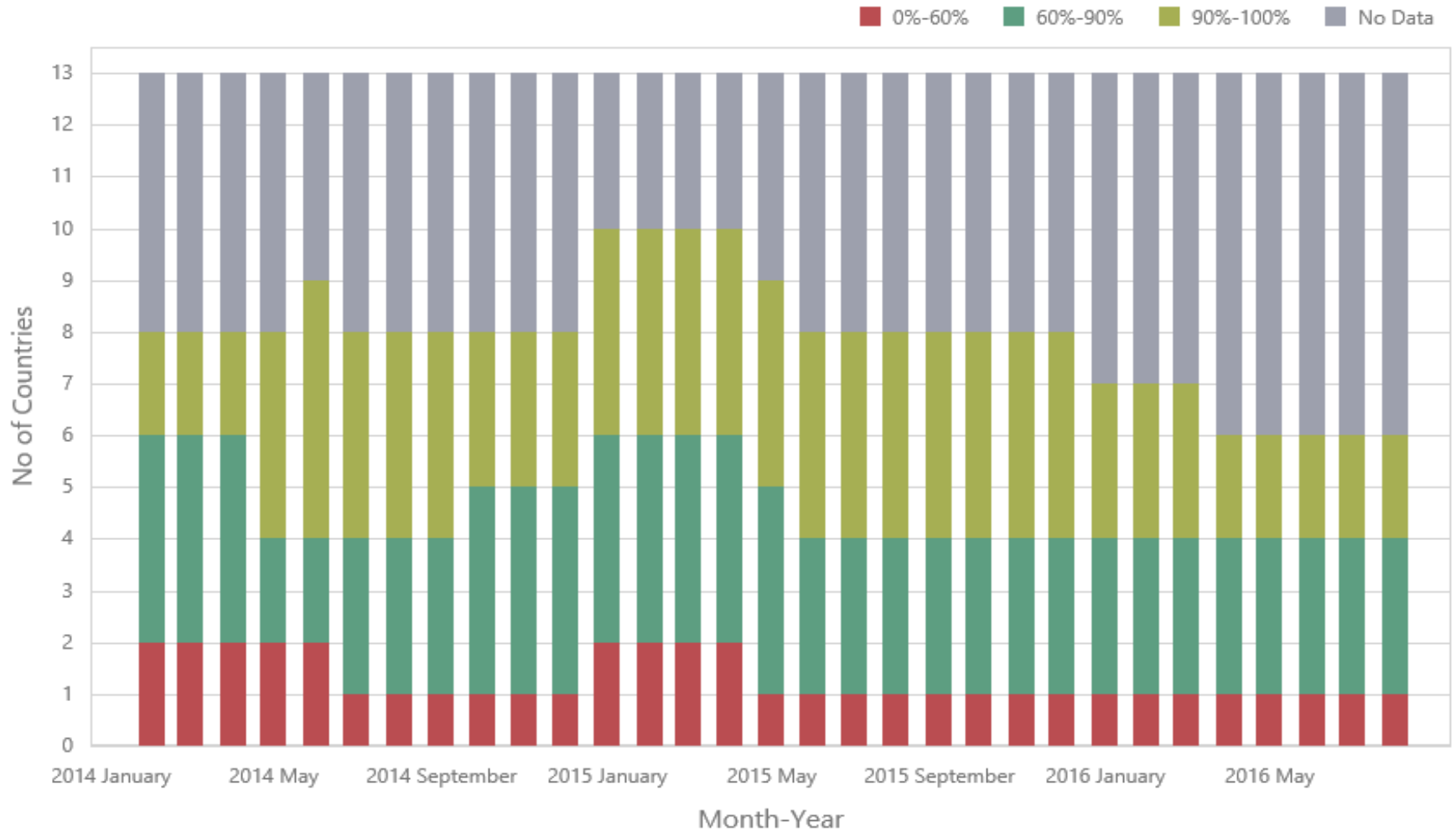




Quality Indicators : Completeness (GECF Questionnaire)



Completeness (GECF)



Quality Indicators : Timeliness and Completeness

Data Quality Assessment				
Country	Questionnaire	Timeliness (Days)	Completeness (%)	Data Confidence (%)
Algeria	Egypt 2016 August	-1 ▼	92 ▲	0 ▼
Bolivia	Egypt 2016 July	-4 ▼	92 ▲	0 ▼
Egypt	Egypt 2016 June	-1 ▼	92 ▲	0 ▼
Eq. Guinea	Egypt 2016 May	3 ▲	92 ▲	0 ▼
Iran	Egypt 2016 April	-2 ▼	92 ▲	0 ▼
Libya	Egypt 2016 March	-9 ▼	92 ▲	0 ▼
Nigeria	Egypt 2016 February	-3 ▼	92 ▲	0 ▼
	Egypt 2016 January	-1 ▼	92 ▲	0 ▼
	Egypt 2015 December	-1 ▼	92 ▲	0 ▼
	Egypt 2015 November	0	92 ▲	0 ▼
	Egypt 2015 October	0	92 ▲	0 ▼
	Egypt 2015 September	-1 ▼	92 ▲	0 ▼
	Egypt 2015 August	-2 ▼	92 ▲	0 ▼
	Egypt 2015 July	-14 ▼	92 ▲	0 ▼
	Egypt 2015 June	-11 ▼	92 ▲	0 ▼
	Egypt 2015 May	-12 ▼	92 ▲	0 ▼
	Egypt 2015 April	-13 ▼	92 ▲	0 ▼

- GECF participation in the JoDI-Gas Data initiative is being managed as part of the organization's **integrated Data Management Process**.
- **GECF Integrated Data Bank Platform**: Data Exchange Center (DEC), Daily News Brief Web and Mobile App, Energy databases / data sets, and other modules.
- **Data Exchange Center (DEC)** is the collaboration and communication database for GECF member countries' monthly and annual questionnaires.
- **Data Transparency**: all MCs have read access to data of other countries and related statistical analytical reports.
- Future plans to expand the Databank Platform.
- GECF Databank is being **developed in-house** by DISD staff.

Problems were detected during data validation. Please read the information

- ✘ 1/1/2015 12:00:00 AM
 - Combination of the following properties must be unique: Country, Q
- ⚠ 1/1/2015 12:00:00 AM
 - "Export Pipeline" must not be empty.
 - "Indigenous Prod." must not be empty.
 - "Industrial Use" must not be empty.
 - "Market Production" must be less than "IndigenousProduction".
 - "Power Generation" must not be empty.

Questionnaire

Questionnaire Type:	✘ GECF Mont	Plan
Country:	✘ Bolivia	Actu
MQ Date:	✘ 1/1/2015	Appr
Status Type:	Planned	Revi
Unit_NG:		Revi
Unit_LNG:		

Questionnaire Details

Indigenous Prod.:	⚠	
Associated:		
Non-Associated:		
From Other Resources:		
Reinjection:		
Flared:		
Shrinkage:		
Plants Own Use and Losses:		
Market Production:	⚠	0



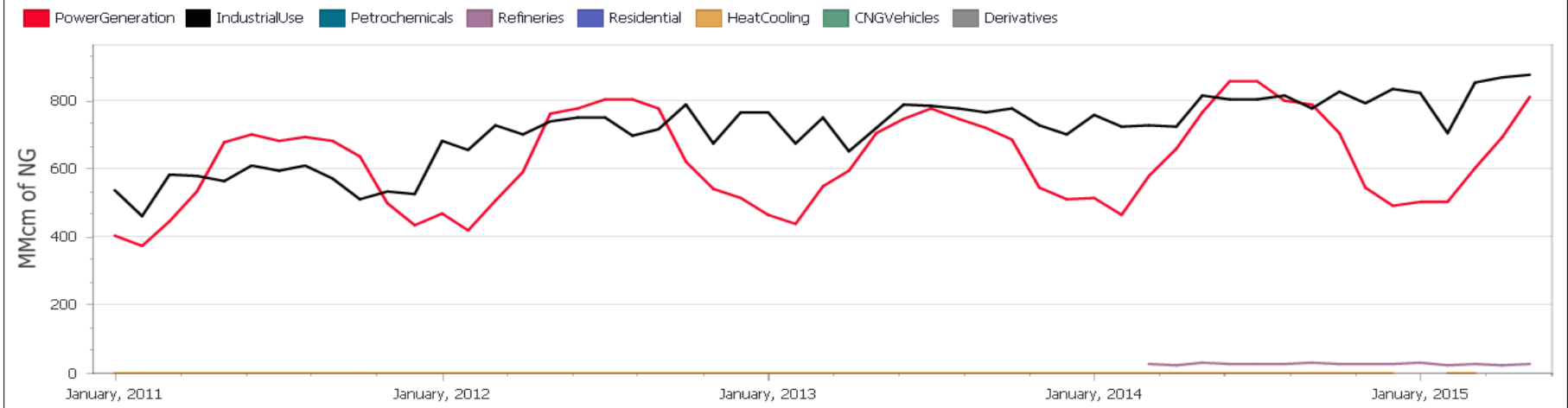
Data Quality Visual Check : Time-Series

GECF

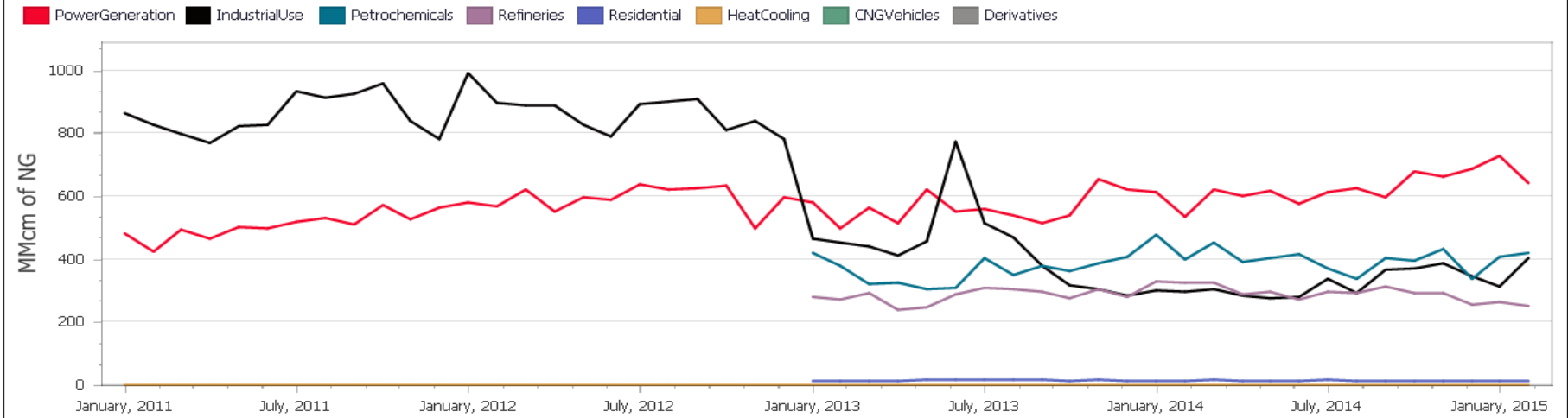
Oman PipeLine Import & Export



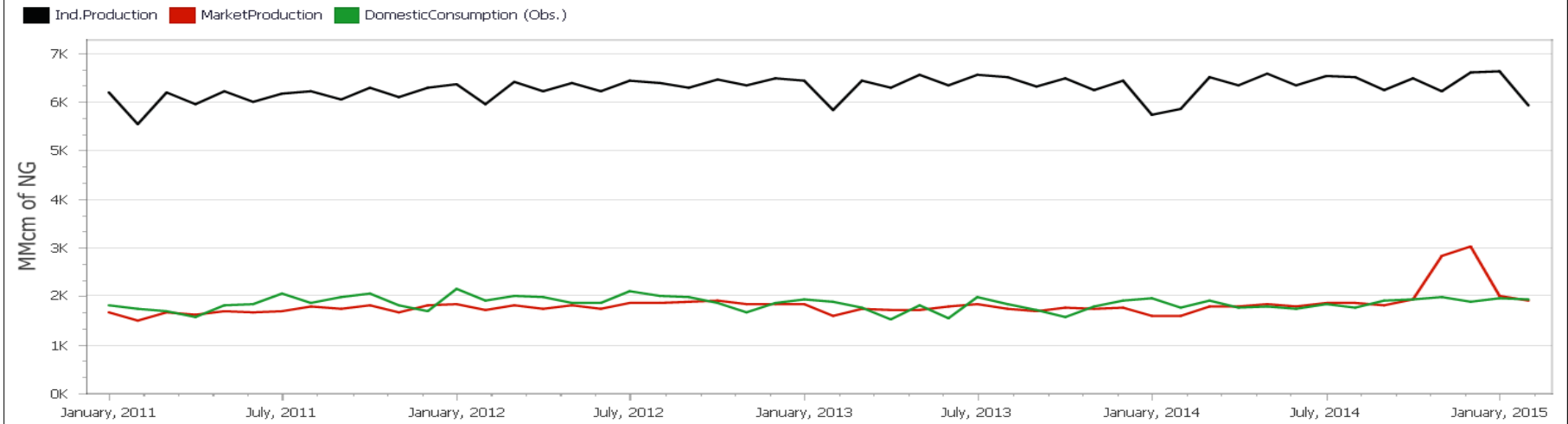
Oman Domestic Consumption By Sector

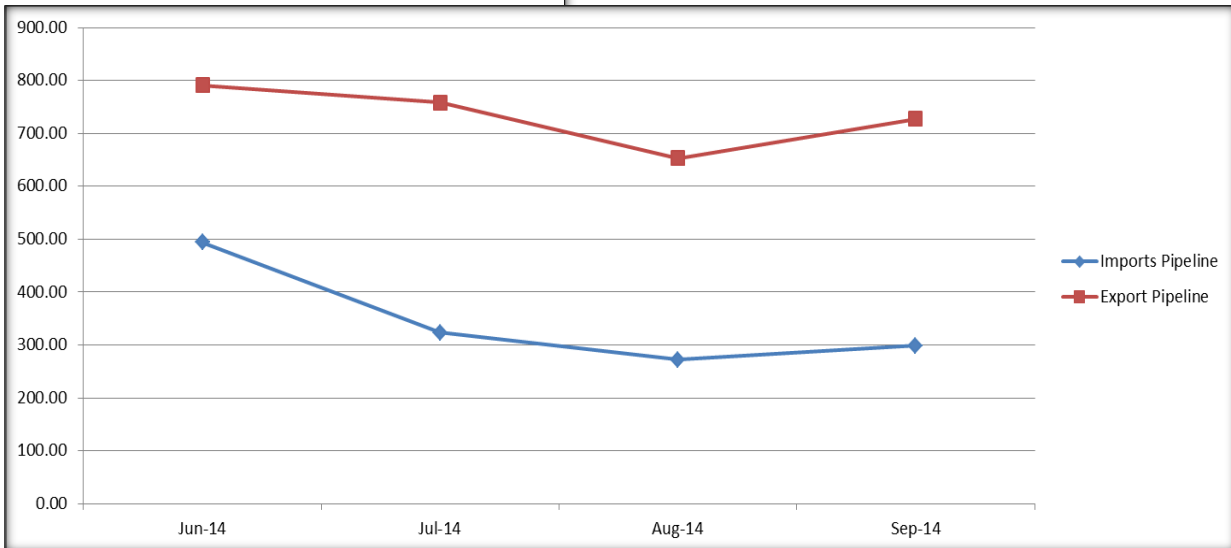
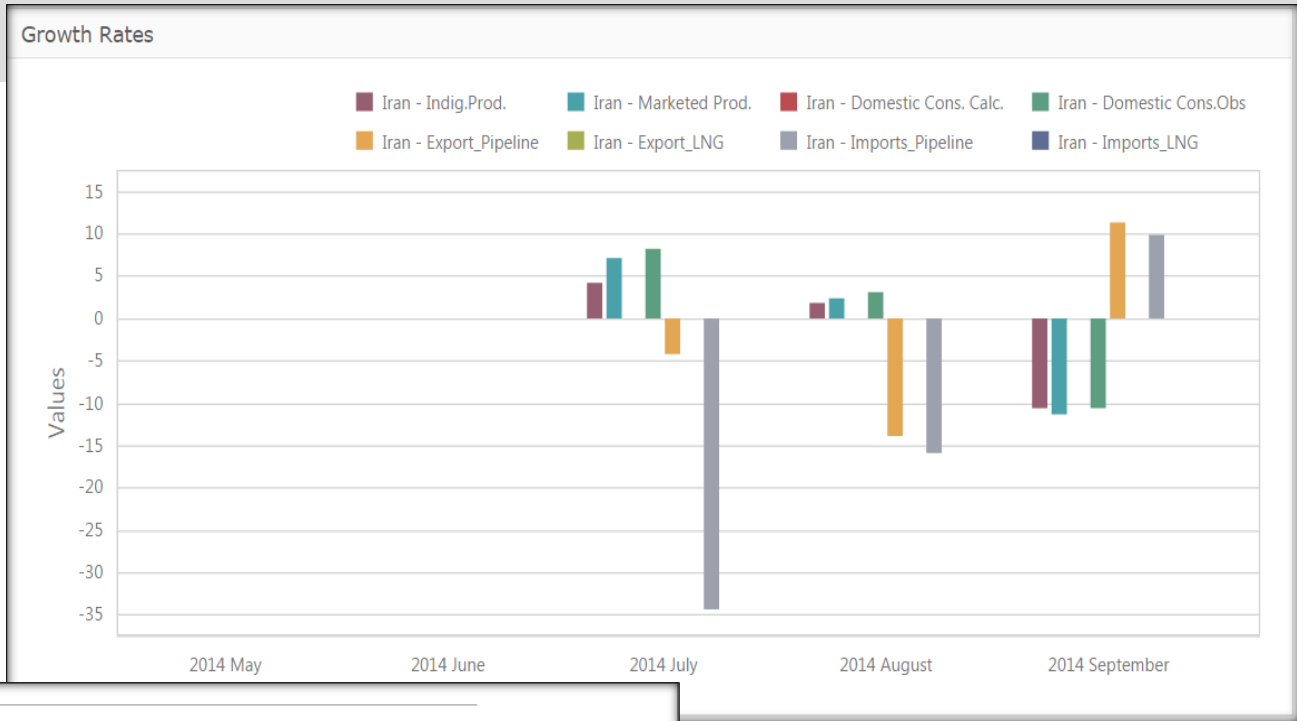


Domestic Consumption By Sector



Production & Consumption



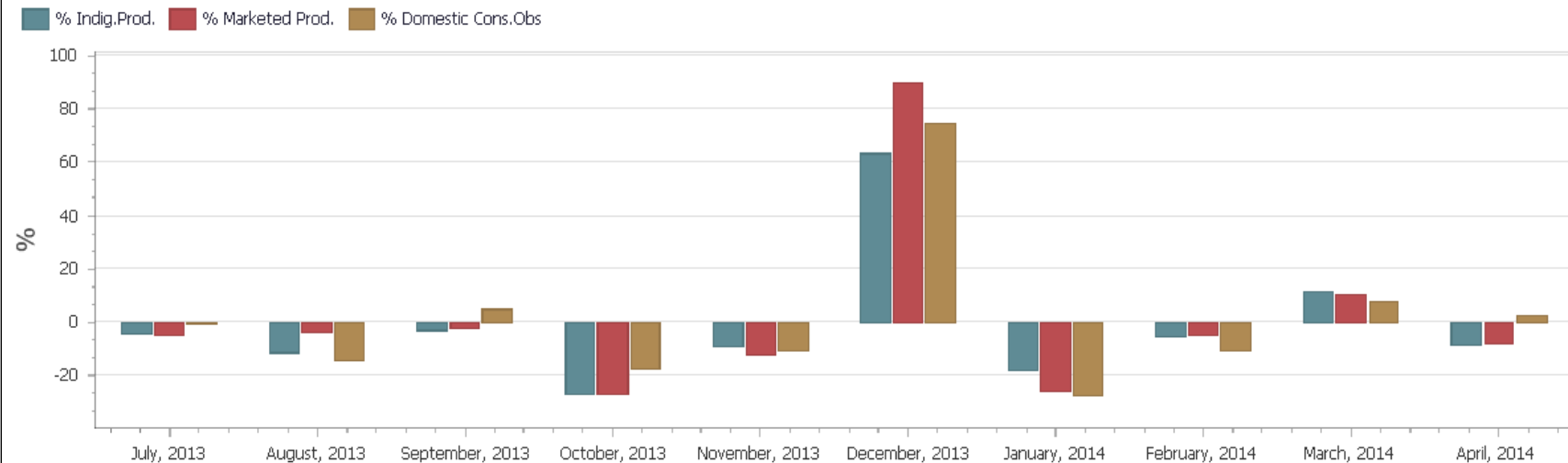




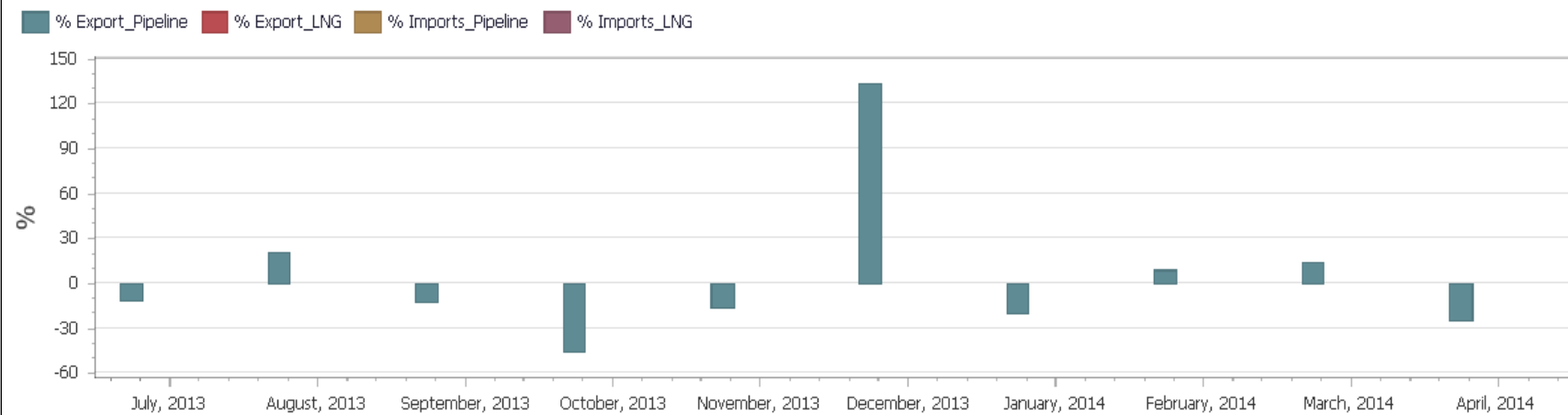
Data Quality Visual Check : Monthly Growth Rate

GECF

Monthly Growth Rates 1



Monthly Growth Rates 2

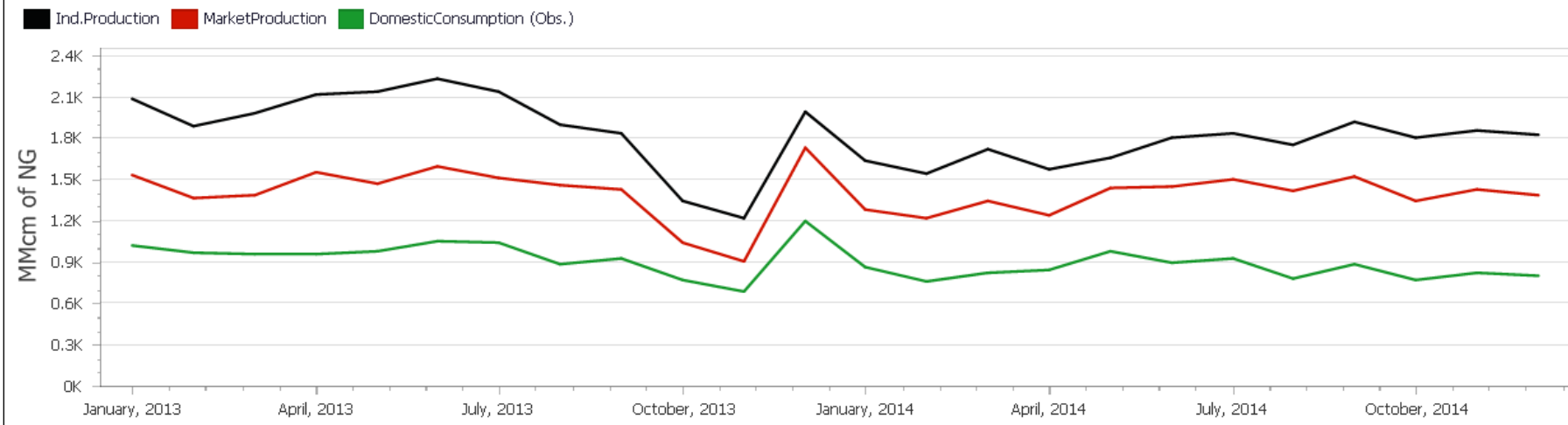




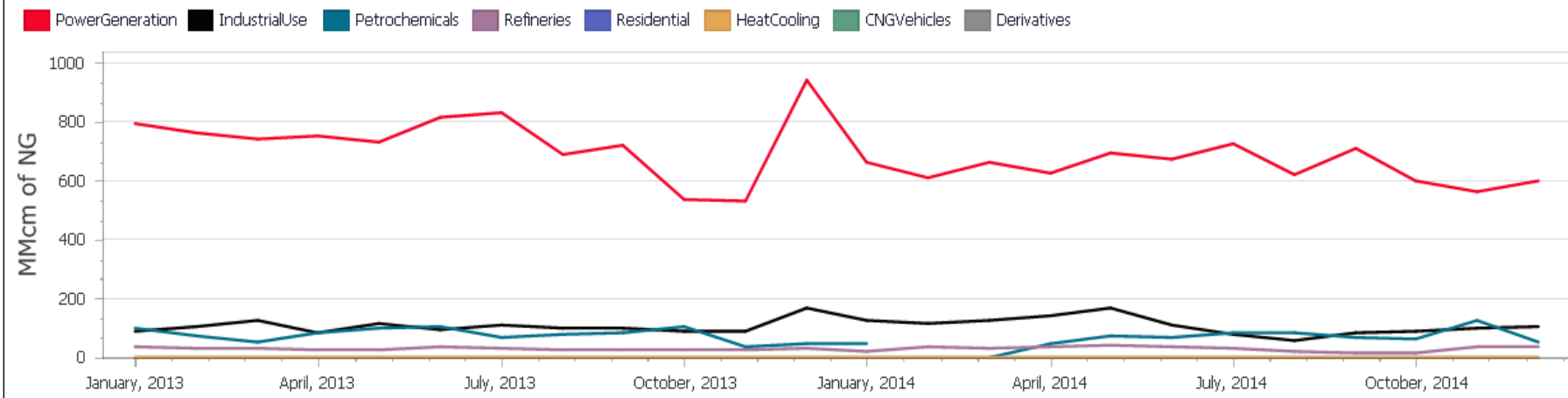
Data Quality Visual Check : Monthly Growth Rate

GECF

Production & Consumption










































Domestic Consumption By Sector



From Jan 2016 to June 2016

[for JoDI-Gas Monthly Questionnaire Format & M- 2]

Country	Sustainability	Timeliness	Completeness (%)	Sustainability	Timeliness	Completeness (%)
Algeria	2	0	77%			
Bolivia	6	5	77%			
Egypt	6	6	77%			
Eq. Guinea	0	0	0%			
Iran	0	0	0%			
Libya	3	0	77%			
Nigeria	0	0	0%			
Oman	0	0	0%			
Qatar	0	0	0%			
Russia	0	0	0%			
Trinidad and Tobago	6	1	77%			
United Arab Emirates	6	3	20%			
Venezuela	0	0	0%			



**Thank You
for Your attention**

www.gecf.org

